


# BURULI ULCER



World Health  
Organization



Drawings: Mohamed Aouamri

With special thanks to Dr Augustin Guédénou  
for his involvement in the development of this document and to all those  
who provided comments and suggestions.


This document was published thanks to contributions from  
The Nippon Foundation, Japan,  
ANESVAD, Spain,  
American Leprosy Mission, USA  
MAP International, West Africa, Côte d'Ivoire

Reprinted in 2011, thanks to contributions from ANESVAD, Spain.

# BURULI ULCER



World Health  
Organization









# WHAT IS BURULI ULCER.


BURULI  
ULCER IS  
A SKIN  
DISEASE  
?

IT IS  
CAUSED  
BY A SMALL  
"GERM"

THE GERM  
CAUSES A  
WOUND WHICH  
MAY BE  
SMALL OR  
BIG.

SOMETIMES,  
IT HEALS WITH  
DEFORMITIES.

WELL...





# WHERE DOES THE GERM LIVE?

IT LIVES  
IN THE  
ENVI-  
RONMENT.

YES, HERE ARE  
SOME LIKELY PLACES  
WHERE IT CAN BE  
FOUND.

STAGNANT WATERS  
= AREAS WHERE THE WATER  
DOES NOT MOVE.

NEAR DAMS.





FLOODED  
AREAS =  
LAND THAT  
IS TOO WET  
BECAUSE  
OF HEAVY  
RAIN.



IRRIGATED  
AREAS =  
LAND WHERE  
CANALS HAVE  
BEEN DUG TO  
CARRY WATER  
FOR FARMING.







DO YOU  
KNOW THAT  
THE DESTRUC-  
TION OF THE  
FOREST COULD  
LEAD TO STAG-  
NANT WATERS  
AND FLOODED  
AREAS?



AND YOU  
REMEMBER  
THAT THESE ARE  
AREAS WHERE THE  
TINY GERM WHICH  
CAUSES BURULI  
ULCER LIVES.

预览已结束，完整报告链接和二维码如下：

[https://www.yunbaogao.cn/report/index/report?reportId=5\\_30386](https://www.yunbaogao.cn/report/index/report?reportId=5_30386)

