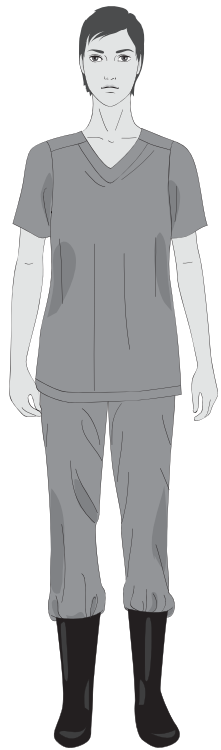


Steps to put on personal protective equipment (PPE) including gown

1 Remove all personal items (jewelry, watches, cell phones, pens, etc.)



2 Put on **scrub suit** and rubber **boots**¹ in the changing room.

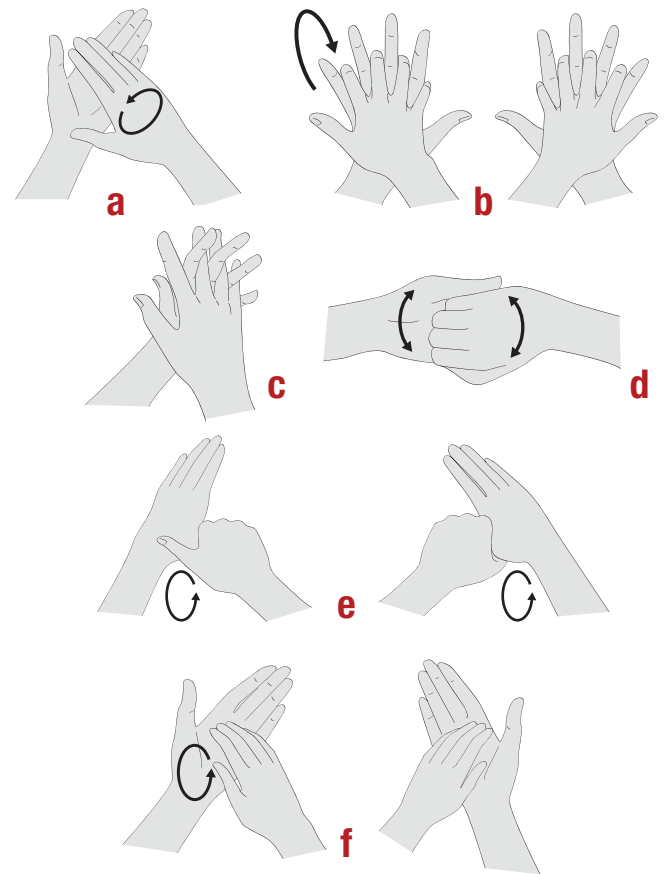


3 Move to the clean area at the entrance of the isolation unit.

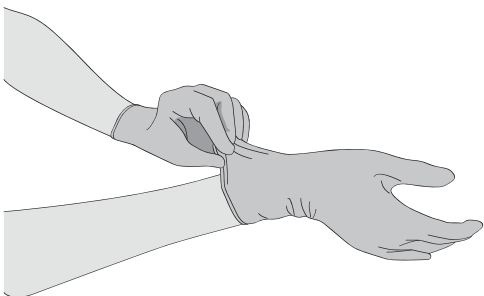
4 By visual inspection, ensure that all sizes of the PPE set are correct and the quality is appropriate.

5 Undertake the procedure of putting on PPE under the **guidance and supervision of a trained observer** (colleague).

6 Perform **hand hygiene**.



7 Put on **gloves** (examination, nitrile gloves).



8 Put on disposable **gown**

made of fabric that is tested for resistance to penetration by blood or body fluids **OR** to blood-borne pathogens.



9 Put on **face mask**.



10 Put on **face shield OR goggles**.



OR



11 Put on **head and neck covering** surgical bonnet covering neck and sides of the head (preferable with face shield) **OR** hood.



OR

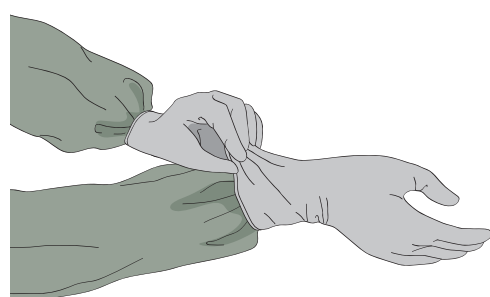


12 Put on **disposable waterproof apron**

(if not available, use heavy duty, reusable waterproof apron).



13 Put on second pair of (preferably long cuff) **gloves** over the cuff.



¹ If boots are not available, use closed shoes (slip-ons without shoelaces and fully covering the dorsum of the foot and ankles) and shoe covers (nonslip and preferably impermeable)

我们的产品



大数据平台

国内宏观经济数据库

国际经济合作数据库

行业分析数据库

条约法规平台

国际条约数据库

国外法规数据库

即时信息平台

新闻媒体即时分析

社交媒体即时分析

云报告平台

国内研究报告

国际研究报告

预览已结束，完整报告链接和二维码如下

https://www.yunbaogao.cn/report/index/report?reportId=5_27577