


Steps to take off personal protective equipment (PPE) including gown

1 Always remove PPE under the **guidance and supervision of a trained observer** (colleague). Ensure that infectious waste containers are available in the doffing area for safe disposal of PPE. Separate containers should be available for reusable items.

2 Perform **hand hygiene** on gloved hands.¹

3 Remove **apron** leaning forward and taking care to avoid contaminating your hands. When removing disposable apron, tear it off at the neck and roll it down without touching the front area. Then untie the back and roll the apron forward.



4 Perform **hand hygiene** on gloved hands.

5 Remove **outer pair of gloves** and dispose of them safely.

Use the technique shown in Step 17

6 Perform **hand hygiene** on gloved hands.


7 Remove **head and neck covering** taking care to avoid contaminating your face by starting from the bottom of the hood in the back and rolling from back to front and from inside to outside, and dispose of it safely.



OR



9 Remove the **gown** by untying the knot first, then pulling from back to front rolling it from inside to outside and dispose of it safely.



8 Perform **hand hygiene** on gloved hands.

10 Perform **hand hygiene** on gloved hands.

11 Remove **eye protection** by pulling the string from behind the head and dispose of it safely.



OR



13 Remove the **mask** from behind the head by first untying the bottom string above the head and leaving it hanging in front; and then the top string next from behind head and dispose of it safely.




14 Perform **hand hygiene** on gloved hands.

12 Perform **hand hygiene** on gloved hands.

15 Remove rubber **boots** without touching them (or overshoes if wearing shoes). If the same boots are to be used outside of the high-risk zone, keep them on but clean and decontaminate appropriately before leaving the doffing area.²

16 Perform **hand hygiene** on gloved hands.

17 Remove **gloves** carefully with appropriate technique and dispose of them safely.



18 Perform **hand hygiene**.

¹ While working in the patient care area, outer gloves should be changed between patients and prior to exiting (change after seeing the last patient)

² Appropriate decontamination of boots includes stepping into a footbath with 0.5% chlorine solution (and removing dirt with toilet brush if heavily soiled with mud and/or organic materials) and then wiping all sides with 0.5% chlorine solution. At least once a day boots should be disinfected by soaking in a 0.5% chlorine solution for 30 min, then rinsed and dried.

我们的产品



大数据平台

国内宏观经济数据库

国际经济合作数据库

行业分析数据库

条约法规平台

国际条约数据库

国外法规数据库

即时信息平台

新闻媒体即时分析

社交媒体即时分析

云报告平台

国内研究报告

国际研究报告

预览已结束，完整报告链接和二维码如下

https://www.yunbaogao.cn/report/index/report?reportId=5_27568