

A woman with reddish-brown hair is smiling and holding a large, multi-colored umbrella (rainbow spectrum) over herself and a baby. The baby is wrapped in a blue cloth and is being held close to her. The background shows a cloudy sky and another person in a striped shirt in the lower right corner.

Primary Health Care on the Road to Universal Health Coverage

2019 GLOBAL MONITORING REPORT EXECUTIVE SUMMARY



**World Health
Organization**

Primary health care on the road to universal health coverage: 2019 global monitoring report. Executive summary

ISBN 978-92-4-002904-0 (electronic version)

ISBN 978-92-4-002905-7 (print version)

This publication was originally published under WHO reference number: WHO/HIS/HGF/19.1.

© World Health Organization 2019

Some rights reserved. This work is available under the Creative Commons Attribution-NonCommercial-ShareAlike 3.0 IGO licence (CC BY-NC-SA 3.0 IGO; <https://creativecommons.org/licenses/by-nc-sa/3.0/igo>).

Under the terms of this licence, you may copy, redistribute and adapt the work for non-commercial purposes, provided the work is appropriately cited, as indicated below. In any use of this work, there should be no suggestion that WHO endorses any specific organization, products or services. The use of the WHO logo is not permitted. If you adapt the work, then you must license your work under the same or equivalent Creative Commons licence. If you create a translation of this work, you should add the following disclaimer along with the suggested citation: "This translation was not created by the World Health Organization (WHO). WHO is not responsible for the content or accuracy of this translation. The original English edition shall be the binding and authentic edition".

Any mediation relating to disputes arising under the licence shall be conducted in accordance with the mediation rules of the World Intellectual Property Organization (<http://www.wipo.int/amc/en/mediation/rules/>).

Suggested citation. Primary health care on the road to universal health coverage: 2019 global monitoring report. Executive summary. Geneva: World Health Organization; 2019. Licence: CC BY-NC-SA 3.0 IGO.

Cataloguing-in-Publication (CIP) data. CIP data are available at <http://apps.who.int/iris>.

Sales, rights and licensing. To purchase WHO publications, see <http://apps.who.int/bookorders>. To submit requests for commercial use and queries on rights and licensing, see <http://www.who.int/about/licensing>.

Third-party materials. If you wish to reuse material from this work that is attributed to a third party, such as tables, figures or images, it is your responsibility to determine whether permission is needed for that reuse and to obtain permission from the copyright holder. The risk of claims resulting from infringement of any third-party-owned component in the work rests solely with the user.

General disclaimers. The designations employed and the presentation of the material in this publication do not imply the expression of any opinion whatsoever on the part of WHO concerning the legal status of any country, territory, city or area or of its authorities, or concerning the delimitation of its frontiers or boundaries. Dotted and dashed lines on maps represent approximate border lines for which there may not yet be full agreement.

The mention of specific companies or of certain manufacturers' products does not imply that they are endorsed or recommended by WHO in preference to others of a similar nature that are not mentioned. Errors and omissions excepted, the names of proprietary products are distinguished by initial capital letters.

All reasonable precautions have been taken by WHO to verify the information contained in this publication. However, the published material is being distributed without warranty of any kind, either expressed or implied. The responsibility for the interpretation and use of the material lies with the reader. In no event shall WHO be liable for damages arising from its use.

Primary Health Care on the Road to Universal Health Coverage

2019 GLOBAL MONITORING REPORT

EXECUTIVE SUMMARY



**World Health
Organization**

Foreword

This 2019 Global Monitoring Report comes out on the eve of the High-Level Meeting on Universal Health Coverage at the United Nations General Assembly. This level of political commitment is more welcome than ever because it is essential on three fronts. First, to accelerate progress in areas where we have seen improvements. Second, to remove the barriers that are slowing down access to health services in some countries and among certain populations. And finally, the message is clear – we must reverse the trend of increasing financial hardship on people when accessing essential health care.

On the upside, the report documents global progress in expanding access to essential health services. It shows that all regions and all income groups have made improvements, with lower income countries making the greatest gains. On the downside, poorer countries still lag behind, and the overall pace of progress is slowing.

The report also reveals that more people are incurring significant financial hardship to pay for essential health services. In countries with higher public expenditures on health, however, people are better protected.

For the first time, the report focuses on gender issues, shedding light on how gender norms and power influence access to health services. Having the right data, broken down in the right way, is giving us vital insights about who is being left behind and why, and highlighting where more investments are needed. We clearly must go beyond country averages that mask service delivery failures leaving those worst-off behind. The path to success starts with a solid commitment

to focus on the most disadvantaged, beginning with women and girls.

As we celebrate the rising investments in health seen in the last few years, we must also emphasize the need to invest first and foremost in strong primary health care, with an emphasis on health promotion and disease prevention. Secondary and tertiary services are important parts of every health system, but no country can afford to rely on curative care. By promoting health and preventing disease, countries can prevent or delay the need for more expensive services. That increases the efficiency of health spending, saves lives and increases healthy life expectancy.

The report issues a clear call to action for governments in all countries to invest an additional 1% of their gross domestic product for primary health care, which can be achieved through additional investments or through efficiency and equity gains. Resources for health should be pooled, prepaid and managed efficiently. That is the surest way to move us closer to a world where everyone benefits from the human right to health. It is in our hands, and the hands of our political leaders, to make the right choices – economic, financial and social – to achieve universal health coverage by prioritizing investments in primary health care.

The goal of universal health coverage is ambitious. It is also achievable. Universal health coverage is first and foremost a political choice. That's why this year's High-Level Meeting is so important. Strong political commitment from world leaders is the essential ingredient for overcoming barriers and making progress on the road to a healthier, safer and fairer world.



Tedros Adhanom Ghebreyesus
Director-General
World Health Organization



Henrietta H. Fore
Executive Director
UNICEF



Natalia Kanem
Executive Director
UNFPA



José Ángel Gurría
Secretary-General
Organisation
for Economic
Co-operation and
Development



Annette Dixon
Vice President
for Human
Development
World Bank Group

Primary Health Care on the Road to Universal Health Coverage

2019 MONITORING REPORT

EXECUTIVE SUMMARY

Assessing progress to set priorities

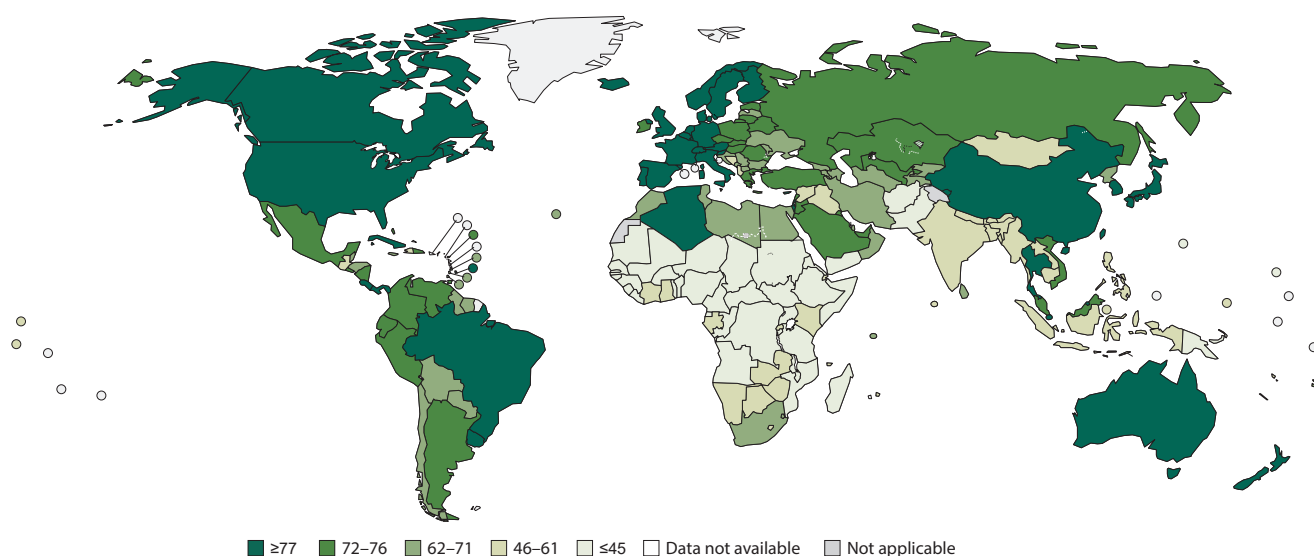
The 2030 Sustainable Development Goals emphasize having all people receive the quality health services they need without financial hardship. Critical to attaining universal health coverage (UHC) is a formal monitoring mechanism to assess progress. This report does just that. It highlights the global coverage of health services and financial protection. It

also addresses gender and equity related challenges. And it identifies primary health care as the route to universal health coverage.

Service coverage improving – but not fast enough

The UHC service coverage index (SCI), measuring progress on SDG indicator 3.8.1, increased from a global average of 45 (of 100)

FIGURE 1 Outside of high-income countries, country-level service coverage index (SCI) in 2017 varied within WHO regions



Note: This map has been produced by the World Health Organization (WHO). The boundaries, colours or other designations or denominations used in this map and the publication do not imply, on the part of the World Bank or WHO, any opinion or judgement on the legal status of any country, territory, city or area or of its authorities, or any endorsement or acceptance of such boundaries or frontiers.

Source: WHO.

in 2000 to 66 in 2017. All regions and all income groups recorded gains (Figure 1). Progress has been greatest in lower income countries, starting from a lower base and mainly driven by interventions for infectious diseases and, to less extent, for reproductive, maternal, newborn and child health services. But the poorest countries and those affected by conflict generally lag far behind. In absolute numbers, middle income countries account for the largest population lacking coverage of essential health services in 2017.

The pace of progress needs to accelerate

Globally and for many countries, the pace of progress has slowed since 2010. Progress requires considerable strengthening of health systems to provide UHC, particularly in lower income settings. Such improvements should also address slower gains related to noncommunicable disease services. In 2017, between one-third and half the world's population (33% to 49%) were covered by essential health services. The number of people covered during the SDG era (2015–2030) is projected to increase by 1.1 to 2.0 billion, but this trend is offset by population growth. So, the percentage of people covered could rise more slowly. If current trends continue to 2030,

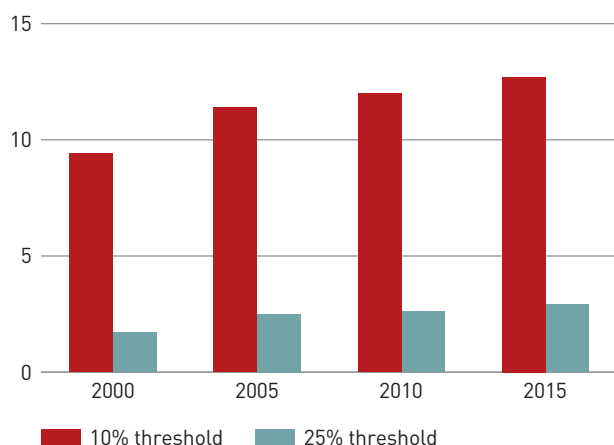
it is projected that 39% to 63% of the global population will be covered by essential health services. Therefore, progress must markedly accelerate – and coverage needs to double – to reach the SDG target of UHC for all by 2030.

Financial protection – going in the wrong direction

The gains in service coverage have come at a major cost to individuals and their families. Incidence of catastrophic health expenditure (SDG indicator 3.8.2), defined as large out-of-pocket spending in relation to household consumption or income, increased continuously between 2000 and 2015. The proportion of the population with out-of-pocket spending exceeding 10% of their household budget rose from 9.4% to 12.7%, and the proportion with out-of-pocket spending exceeding 25% rose from 1.7% to 2.9% (Figure 2). So about 930 million people spent more than 10% of their household income on health care in 2015, and about 210 million people spent more than 25%. Based on a relative poverty line, defined as 60% of median daily per capita consumption or income, the percentage of the population impoverished by out-of-pocket health spending increased from 1.8% in 2000 to 2.5% in 2015 (Figure 3). Overall, financial

FIGURE 2 Globally, financial protection against out-of-pocket health spending decreased continuously between 2000 and 2015, as tracked by Sustainable Development Goal indicator 3.8.2 on catastrophic health spending

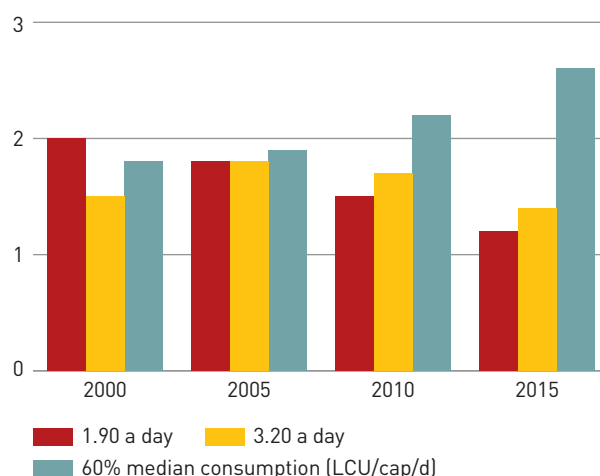
Percentage of the population (SDG indicator 3.8.2) with out-of-pocket health spending exceeding 10% or 25% of the household budget



Source: WHO, World Bank (2019). Global monitoring report on financial protection in health 2019. World Health Organization and International Bank for Reconstruction and Development/The World Bank; 2019. Licence: CC BY-NC-SA 3.0 IGO.

FIGURE 3 Globally, the population impoverished by out-of-pocket health spending is increasing at the relative poverty line of 60% of median daily per capita consumption or income although decreasing at the \$1.90 and \$3.20 a day absolute poverty lines

Percentage of the population



Source: WHO, World Bank (2019). Global monitoring report on financial protection in health 2019. World Health Organization and International Bank for Reconstruction and Development/The World Bank; 2019. Licence: CC BY-NC-SA 3.0 IGO.

protection is deteriorating not improving – although countries with more public investments in health tend to fare better.

Weak health systems combine with socioeconomic factors to impede coverage

Factors in and beyond the health system influence patterns of service use and often intersect. Inadequate basic infrastructure, human resource gaps, poor quality services, and low trust in health practitioners and medical authorities remain barriers to achieving UHC. In addition, socioeconomic factors exert a major influence over access to health services and ultimately health outcomes. Poor people have lower coverage even for basic services such as immunization, sanitation and antenatal care. For these basic services, rural areas generally have lower coverage than urban areas, but in some regions, such as the Western Pacific, the poorest quintile of the population now has lower coverage in urban areas than in rural areas.

Gender drives health service access and health-seeking behaviour

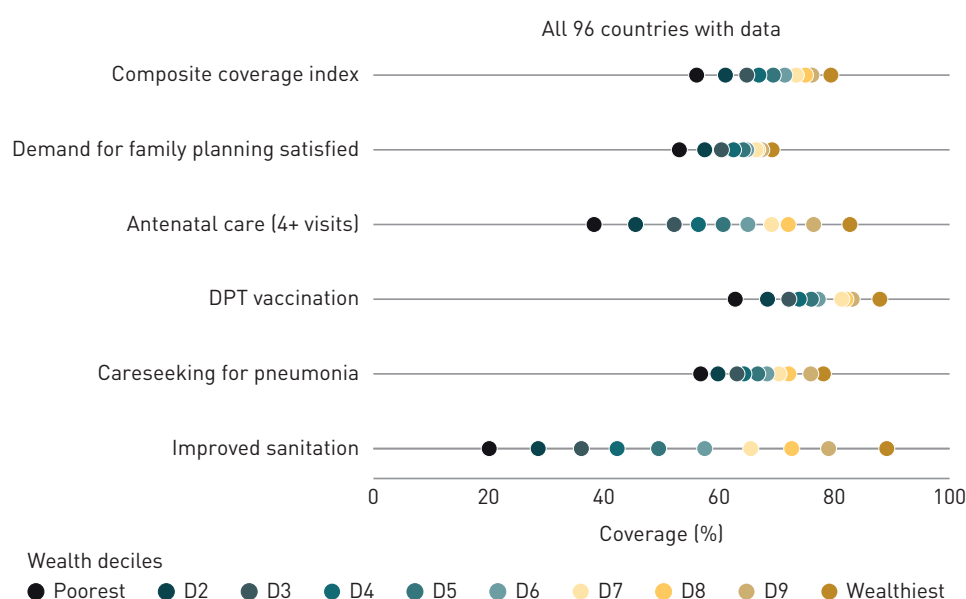
Access to sexual, reproductive and child health care services is improving, but many

women and children are still not being reached, especially in the African Region (Figure 4). Coverage is also lower among women living in poverty and in rural areas. Noncommunicable diseases are increasing for both men and women, accounting for over 70% of all deaths. Gender norms and power relations influence women's access to health services and timely diagnosis, while harmful notions of masculinity and aggressive marketing of tobacco and alcohol increase men's risk taking and reduce their willingness to use health services.

Close the data gaps to identify health investment priorities

The weakness of global and especially country health information systems leaves data gaps for most countries – on service coverage, on financial protection and on gender and equity markers. Indeed, the average coverage indicators mask substantial within-country variation across different socioeconomic groups. Stronger country data systems are thus needed to determine not only the percentage of people using a service but also the need and quality of those services. More data are needed on both service coverage and financial protection for

FIGURE 4 Use of reproductive, maternal and child health services is worse in poorer households than in richer households



Note: Includes 96 countries with a Demographic and Health Survey or Multiple Indicator Cluster Survey, latest survey for each country, 2010–2017. Estimates are averages of country values weighted by population.

Source: Demographic and Health Surveys and Multiple Indicator Cluster Surveys.

the peri-urban poor, for migrants and refugees and for other marginalized populations. And methods have to be devised to assess real-time improvements in health system performance.

Policy priorities for four country groups

While detailed contextual and political economy analysis is required by country before making policy prescriptions, our analyses of service coverage and financial protection reveal four broad categories of countries, with distinct implications for policy (Figure 5).

- For high and upper middle-income countries, with high service coverage and low financial hardship, the major challenge is to continue to make efficiency, quality and equity gains.
- For lower middle-income countries, with high service coverage but high levels of financial hardship, ensuring inclusive, universal mechanisms to protect against high out-of-pocket spending will be the key challenge.
- Countries with low service coverage and high financial hardship need comprehensive reform of both their service delivery

and health financing arrangements, giving priority to addressing inequities.

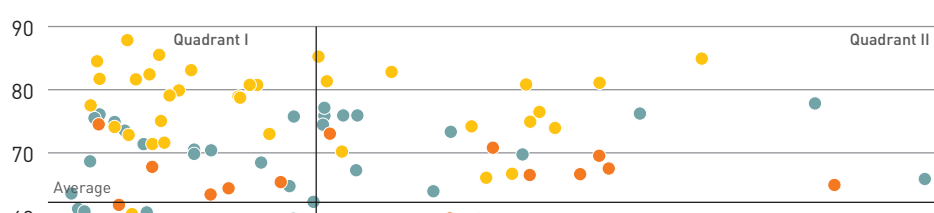
- Countries with low service coverage and low financial hardship, mainly highly vulnerable and conflict-affected states, need to build the foundations of their health systems, including human resources, supply chains and infrastructure.

Primary health care – the engine for UHC

Primary health care provides the programmatic engine for UHC in most contexts, if not all. It reflects the right priorities and is a critical milestone along the road to achieving UHC targets. Emphasizing community empowerment and social accountability, it is multisectoral with links to education, nutrition and water and sanitation. It provides a platform for integrating previously separate services for communicable diseases with those for women and children's health and noncommunicable diseases, for addressing both the demographic and epidemiological challenges facing most countries, and for innovations such as digital health. And it remains the most cost-effective way to address comprehensive health needs close to people's homes and communities.

FIGURE 5 Countries are at different stages in service coverage and financial protection

Service coverage index (SDG 3.8.1, 2015)



预览已结束，完整报告链接和二维码如下：

https://www.yunbaogao.cn/report/index/report?reportId=5_25065

