



# Afghanistan Contraception within the context of adolescents' sexual and reproductive lives: Country profile

## SOCIO-DEMOGRAPHIC CHARACTERISTICS

	Both Sexes	Female		Male	
	10-19 years	10-14 years	15-19 years	10-14 years	15-19 years
Total population of adolescents (millions) <sup>1</sup> (2019)	1.0	2.5	2.3	2.7	2.4
% of total population that are adolescents <sup>1</sup> (2019)	25.2	13.4	11.9	13.3	11.9
% of adolescents that live in rural areas <sup>2</sup> (2014)	71.4	71.0	70.1	72.2	72.3
% of total rural population that are adolescents <sup>2</sup> (2014)	26.3	14.0	11.7	14.5	12.3
% of total urban population that are adolescents <sup>2</sup> (2014)	28.8	15.7	13.7	15.3	12.9
% national monetary child poverty <sup>3</sup> (2017)	No data				
Completion rate for lower secondary school <sup>4</sup> (2015)	Female	25.2			
	Male	48.7			
Completion rate for upper secondary school <sup>4</sup> (2015)	Female	15.0			
	Male	33.5			
Out of school rate	Female	No data			
	Male	No data			

## CHILD MARRIAGE/UNION STATUS<sup>5</sup> (2015)

	Female	Male
Adolescents, 15-19, who are married/ in union (%)	16.9	3.1
% married/in union before age 15 (aged 20-24)	4.2 <sup>6</sup> (2017)	0.8
% married/in union before age 18 (aged 20-24)	28.0 <sup>6</sup> (2017)	7.3

## FEMALE GENITAL MUTILATION<sup>5</sup> (2012)

	10-14 years	15-19 years
% of girls who have undergone female genital mutilation/cutting	No data	No data

## GENDER-BASED VIOLENCE<sup>5</sup> (2015)

% of girls who report experiencing:	10-14 years	15-19 years
Physical violence in the last 12 months	No data	29.0
Sexual violence in the last 12 months	No data	4.7
% of adolescents (aged 15-19) who think a husband is justified in hitting or beating his wife in certain circumstances		
Female	Male	
78.3	70.6	

## SEXUAL ACTIVITY<sup>5</sup> (2015)

	Female		Male	
	10-14 years	15-19 years	10-14 years	15-19 years
% of adolescents engaged in pre-coital physical behavior	No data	No data	No data	No data
% of adolescents that ever-had sex	No data	17.0	No data	3.1
% of adolescents having had sex by age 15	No data	1.8	No data	0.2
% of adolescents sexually active in the last month	No data	89.0*	No data	96.4*

## CHILDBEARING

% of adolescent girls who have begun childbearing <sup>5</sup> (2015)	10-14 years	No data
	15-19 years	12.1
% of women (aged 20-24) who gave birth before 18 years <sup>5</sup> (2015)		20.4
Number of births per 1,000 girls, 15-19 <sup>7</sup> (2019)		49.9
% of adolescent girls (aged 15-19) with live births who received antenatal care (ANC4+ visits) <sup>8</sup> (2018)		18.7
% of births among girls (aged 15-19) attended by skilled health personnel <sup>5</sup> (2015)		50.1

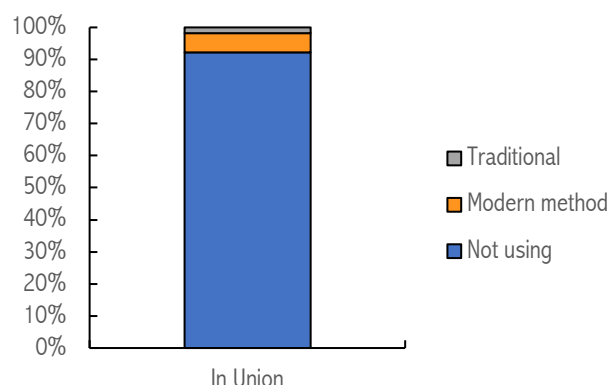
## ABORTION

	10-14 years	15-19 years
Abortion rate per 1,000 girls	No data	No data

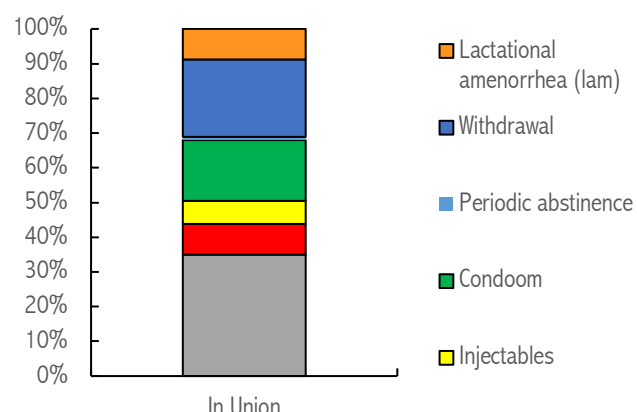
## FERTILITY INTENTIONS & CONTRACEPTIVE USE<sup>5,7</sup> (2015)

% of pregnancies experienced by adolescent girls aged 15-19 in the 5 years preceding the survey, including current pregnancies, by planning status	Married/ In union	Unmarried/ not in union
Last pregnancy wanted (<2 years)	94.5	No data
Last pregnancy wanted later (>=2 years)	4.3	No data
Last pregnancy not wanted at all	1.3	No data
% of adolescent girls (aged 15-19) with an unmet need for modern methods of contraception	20.9	No data
% of sexually active unmarried adolescent girls (aged 15-19) who currently use at least one method of modern contraception	No data	

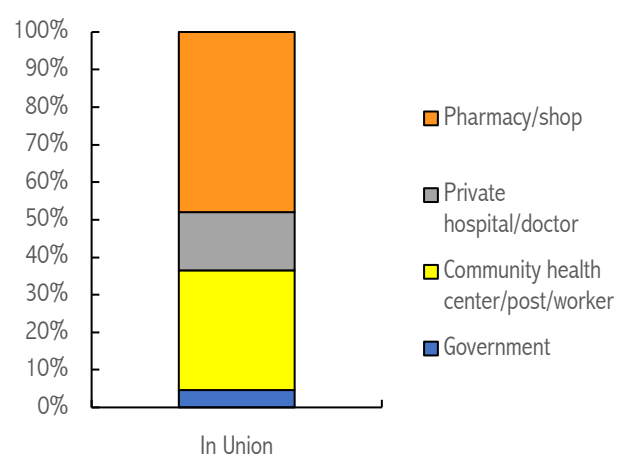
### Current use and non-use of contraception, 15-19 years<sup>9</sup> (2015)



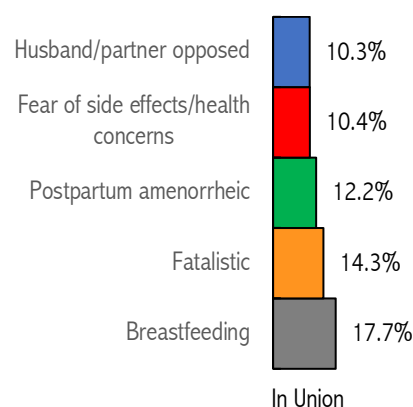
### Contraceptive method mix, 15-19 years<sup>9</sup> (2015)



### Main sources of contraception, 15-19 years<sup>9</sup> (2015)



### Main reasons for not intending to use contraception, 15-19 years<sup>9</sup> (2015)



## HIV/AIDS, SEXUALLY TRANSMITTED INFECTIONS (STIs) AND HUMAN PAPILLOMA VIRUS (HPV)

	Female			Male		
	10-19 years	10-14 years	15-19 years	10-19 years	10-14 years	15-19 years
Number of adolescents living with HIV <sup>10</sup> (2020)	<200	<100	<200	<200	<100	<200
Number of new HIV infections among adolescents per year <sup>10</sup> (2020)	<100	No data	<100	<100	No data	<100
% of adolescents with comprehensive knowledge about AIDS <sup>5</sup> (2015)	No data	No data	0.6	No data	No data	4.3
% prevalence of sexually transmitted infections among adolescents <sup>5</sup> (2015)	No data	No data	11.7	No data	No data	3.4
% of sexually active adolescents who had an HIV test in the last 12 months and received the results <sup>5</sup> (2015)	No data	No data	1.2	No data	No data	0.0
% of girls, 15 or older, who have completed the full three dose vaccination schedule for HPV	No data	No data	No data	No data	No data	No data

## MENSTRUAL HEALTH

	10-14 years	15-19 years
% of adolescent girls who were aware of menstruation before the onset of their first menstruation	No data	No data
% of adolescent girls who did not participate in social activities, school, or work due to their last menstruation in the last 12 months	No data	No data

## DATA SOURCES

1. World Population Prospects, 2019 Revision. *Population data*. United Nations Department of Economic and Social Affairs, Population Division. Available from: <https://esa.un.org/unpd/wpp/Download/Standard/Population/> [Accessed 15<sup>th</sup> May, 2020].
2. United Nations. *World Urbanization Prospects, the 2014 Revision*. New York: United Nations; Department of Economic and Social Affairs, Population Division; 2014.
3. Keeley B, Little C. *The State of the World's Children 2017: Children in a Digital World*. UNICEF: New York; 2017.
4. UNESCO Institute of Statistics. *UIS Statistics*. Available from: <http://data.uis.unesco.org> [Accessed 15<sup>th</sup> May, 2020].
5. Central Statistics Organization (CSO), Ministry of Public Health (MoPH), and ICF. *Afghanistan Demographic and Health Survey 2015. Kabul, Afghanistan*. Central Statistics Organization; 2017.  
\*Sexually active data is for adolescents who were ever married.  
\*Unmet need for modern methods of contraception for girls not married/in union is for the proportion that are sexually active in the last month.
6. Central Statistics Organization. *Afghanistan Living Conditions Survey (ALCS) 2016-17*. Central Statistics Organization: Kabul; 2018.
7. United Nations Department of Economic and Social Affairs, Population Division. *World Population Prospects. Fertility data- 2020-2025*. Available from: <https://population.un.org/wpp/Download/Standard/Fertility/> [Accessed 30<sup>th</sup> October 2019].
8. KIT Royal Tropical Institute. *Afghanistan Health Survey (AHS) 2018*. Afghanistan; 2019.

预览已结束，完整报告链接和二维码如下：

[https://www.yunbaogao.cn/report/index/report?reportId=5\\_24089](https://www.yunbaogao.cn/report/index/report?reportId=5_24089)

