


Portable digital radiography system

Technical specifications



**World Health
Organization**

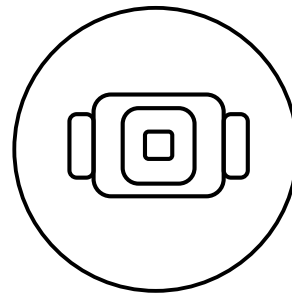
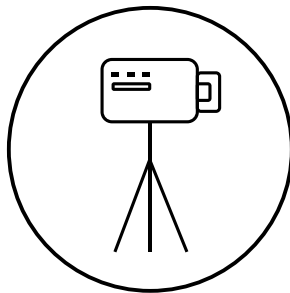
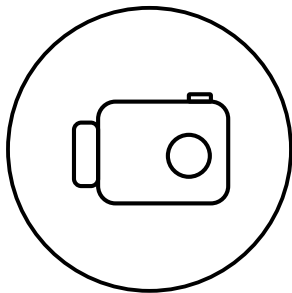


IAEA

International Atomic Energy Agency
Atoms for Peace and Development

Portable digital radiography system

Technical specifications



**World Health
Organization**



IAEA

International Atomic Energy Agency

Atoms for Peace and Development

Portable digital radiography system: technical specifications

ISBN 978-92-4-003381-8 (electronic version)

ISBN 978-92-4-003382-5 (print version)

© World Health Organization 2021

Some rights reserved. This work is available under the Creative Commons Attribution-NonCommercial-ShareAlike 3.0 IGO licence (CC BY-NC-SA 3.0 IGO; <https://creativecommons.org/licenses/by-nc-sa/3.0/igo>).

Under the terms of this licence, you may copy, redistribute and adapt the work for non-commercial purposes, provided the work is appropriately cited, as indicated below. In any use of this work, there should be no suggestion that WHO endorses any specific organization, products or services. The use of the WHO logo is not permitted. If you adapt the work, then you must license your work under the same or equivalent Creative Commons licence. If you create a translation of this work, you should add the following disclaimer along with the suggested citation: "This translation was not created by the World Health Organization (WHO). WHO is not responsible for the content or accuracy of this translation. The original English edition shall be the binding and authentic edition".

Any mediation relating to disputes arising under the licence shall be conducted in accordance with the mediation rules of the World Intellectual Property Organization (<http://www.wipo.int/amc/en/mediation/rules/>).

Suggested citation. Portable digital radiography system: technical specifications. Geneva: World Health Organization; 2021. Licence: CC BY-NC-SA 3.0 IGO.

Cataloguing-in-Publication (CIP) data. CIP data are available at <http://apps.who.int/iris>.

Sales, rights and licensing. To purchase WHO publications, see <http://apps.who.int/bookorders>. To submit requests for commercial use and queries on rights and licensing, see <http://www.who.int/about/licensing>.

Third-party materials. If you wish to reuse material from this work that is attributed to a third party, such as tables, figures or images, it is your responsibility to determine whether permission is needed for that reuse and to obtain permission from the copyright holder. The risk of claims resulting from infringement of any third-party-owned component in the work rests solely with the user.

General disclaimers. The designations employed and the presentation of the material in this publication do not imply the expression of any opinion whatsoever on the part of WHO concerning the legal status of any country, territory, city or area or of its authorities, or concerning the delimitation of its frontiers or boundaries. Dotted and dashed lines on maps represent approximate border lines for which there may not yet be full agreement.

The mention of specific companies or of certain manufacturers' products does not imply that they are endorsed or recommended by WHO in preference to others of a similar nature that are not mentioned. Errors and omissions excepted, the names of proprietary products are distinguished by initial capital letters.

All reasonable precautions have been taken by WHO to verify the information contained in this publication. However, the published material is being distributed without warranty of any kind, either expressed or implied. The responsibility for the interpretation and use of the material lies with the reader. In no event shall WHO be liable for damages arising from its use.

Contents

Acknowledgements	v
Abbreviations	vii
1. Introduction and objective	1
1.1 Target audience	2
1.2 Methodology	2
2. Portable digital radiography system	3
2.1 Context and considerations	3
2.2 Definitions and intended use	4
2.3 Technical specifications for procurement	5
2.4 Additional services required	12
3. References and Resources.	13
3.1 References	13
3.2 Resources for further reading	13

Acknowledgements

The World Health Organization (WHO) and the International Atomic Energy Agency (IAEA) developed the *Technical specifications for a portable digital radiography system* as a request for systematic screening of tuberculosis disease, following the recent WHO guidelines from April 2021, with the goal to ensure procurement and increase access to imaging technologies.

The publication was developed under the leadership of Mariangela Simao, Assistant Director General, Access to Medicines and Health Products, WHO; Ren Minghui, Assistant Director General, Universal Health Coverage/Communicable and Noncommunicable Diseases, WHO; and Najat Mokhtar, Deputy Director General, Head of the Department of Nuclear Sciences and Applications, IAEA.

The development and production of this publication was coordinated by Adriana Velazquez Berumen, Medical Devices and In Vitro Diagnostics, (WHO) and by May Abdel-Wahab, Director Division of Human Health, IAEA.

Special acknowledgements go to the core working group, which included the following members: WHO staff: Pablo Jimenez (PAHO); Maria del Rosario Perez (Headquarters, Radiation and Health); Dennis Falzon, (Headquarters, Prevention, Diagnosis, Treatment, Care and Innovation); Nobuyuki Nishikiori (Headquarters, TB Monitoring, Evaluation and Strategic Information); Cecily Miller (Headquarters, Global TB Programme); Mandal Partha Pratim, (South East Asia, Tuberculosis Control); Vineet Bhatia (South East Asia, Tuberculosis Control); Thomas Hiatt, (Western Pacific); and Morishita Fukushi (Western Pacific, End TB and Leprosy (DDC); staff from the Nuclear Medicine and Diagnostic Imaging Section, Division of Human Health, from the IAEA: Miriam Mikhail Lette, Olivier Pellet; and from the Dosimetry and Medical Radiation Physics Section, Virginia Tsapaki; and from the Foundation for Innovative New Diagnostics (FIND), to Morten Ruhwald.

WHO specially acknowledges consultant: Francesco Ribolzi (WHO Headquarters, Medical Devices and Diagnostics) who drafted the document with expert input from Ingrid Lara (WHO Headquarters, Emergency Response), Gabriela Jimenez Moyao (WHO Headquarters, Business Operations); and regional consultant Alfonso Rosales (PAHO).

WHO is also very grateful to the following consultants and experts for their specific inputs: Beverly Bradley (United Nations Children's Fund [UNICEF]); Andrew Gammie (UNICEF consultant). Riad Farah and Bill Gentles (expert clinical engineers); Eliseo Vano (Radiology Department, San Carlos University Hospital, Madrid).

The Portable X-ray system was also reviewed by the following members of the organizations listed below and all comments were addressed by the core WHO-IAEA group. Therefore, WHO is also grateful to:

International Electrotechnical Commission (IEC - TC62, SC62B and SC62C).

International Society of Radiographers and Radiological Technologists (ISRRT): Donna Newman and Stewart Whitley

International Society of Radiology (ISR): Ivana Blazic

International Organization for Medical Physics (IOMP): Mahadevappa Mahesh, Madan Rehani.

Representing the member organizations from the Global Diagnostic Imaging, Healthcare IT & Radiation Therapy Trade Association (DITTA): Nicole Denjoy.

Stop TB Partnership: Zhi Zhen Qin, Magali Babaley, Estelle Petiot, Wayne Van Gemert, Suvanand Sahu and Shinichi Takenaka

RAD-AID International : Anne Marie Lugossy

Research Institute of Tuberculosis, Japan Anti-Tuberculosis Association (RIT/JATA): Ikushi Onozaki

It should be noted that non-United Nations staff contributors completed Declaration of Interests forms, which were reviewed by WHO and no conflict of interests were found.

This publication was produced with financial support from the Ministry of Health of the Netherlands, Tuberculosis programme.

预览已结束，完整报告链接和二维码如下：

https://www.yunbaogao.cn/report/index/report?reportId=5_23636

