

SAVING  
LIVES  
CHANGING  
LIVES

# Market Monitor Report

MAF | GDS | WFP VAM | Food Security Analysis

## Timor-Leste | Week 26/27 2020 (June 22—July 5)

### HIGHLIGHTS

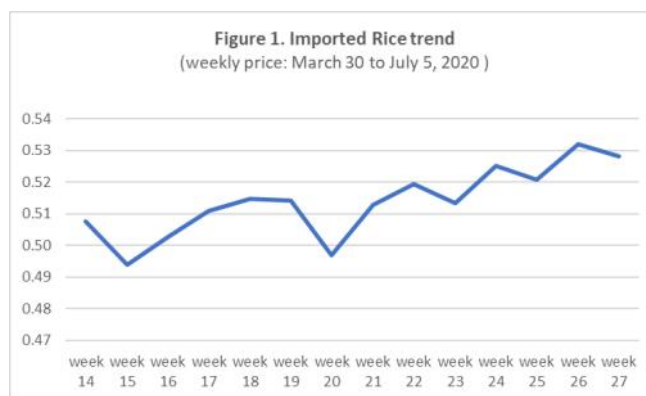
- WFP, in collaboration with the Ministry of Agriculture and Fisheries, the Statistics Office, United Nations Development Programme (UNDP), and the Food and Agriculture Organization (FAO) collected data on week 26/27. Monitoring has been conducted on the price of commodities from 67 retailers and 34 fuel stations in eleven municipalities (Ainaro, Aileu, Baucau, Bobonaro, Covalima, Dili, Ermera, Liquica, Manatuto, Manufahi, Oecusse, and Viqueque)
- **Cereals (imported rice, local rice, maize, wheat flour):** Imported rice prices remained at an average range between 0.51 US\$/KG to 0.55 US\$/KG. However, Oecusse region was still affected by the aftermath of the state of emergency measures with the reduced shipping schedule and higher shipping cost at the time of monitoring. Local rice and wheat flour show the minimal fluctuation while maize price increased 23% between in May but it went down in week 26/27.
- **Non-Cereal Food:** Overall, prices remained stable during the past two months except chili shows relatively high fluctuation due to the state of emergency measures affected harvesting activities. In comparison, bean prices decreased compared to the week before and onion price has slight increase.
- Among the 103 responses from retailers, 94% replied sales of the top 5 commodities sold in the shop stayed the same. Regarding the commodity prices, 119 out of 126 responded that it stayed the same. Markets are slowly recovering from the state of emergency, as the customers' numbers are retrieved from an eased measurement. Government subsidies and lowered restriction made commodities from Indonesia available in the markets as well.



## Retail price of imported rice price trend

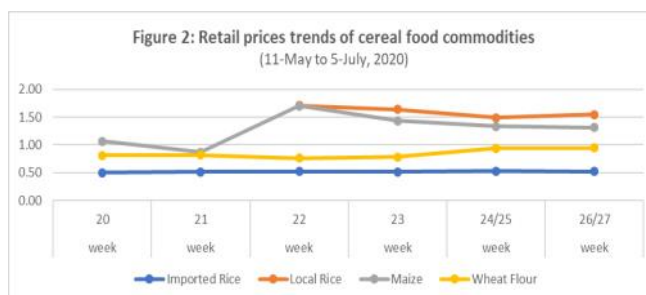
(30 March to 5 July)

Overall average imported rice price stayed within the stable range between 0.50 US\$/kg to 0.54 US\$/kg. However, the trend from March to July shows the upward curve with a 4% increase. In week 27, the average price stayed the same (0.53 US\$/KG) compared to the previous week while retailers in Manufahi and Baucau reported a marginal price increase. Private sectors imported approximately 70,000 Mt of rice in 2020 quarters 1 and 2, which expected to sustain the country's stable rice supply. (figure 1)



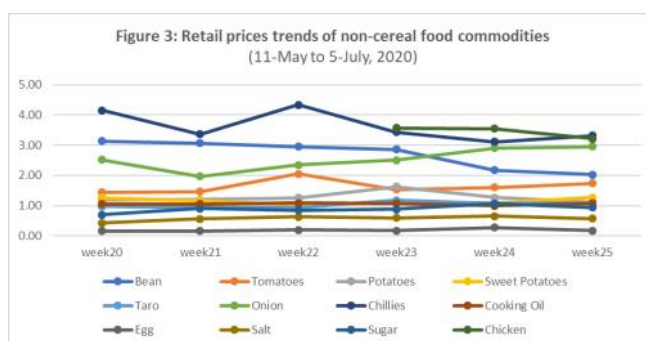
## Retail price trends of cereal food

Between week 20 to 27, imported rice, wheat flour, and local rice remained without extreme price changes. Whilst Maize price has increased by 23% in May. In week 26/27, wheat flour(1%) and local rice(4%) price had a marginal increase while maize price decreased by 2%. (figure 2).



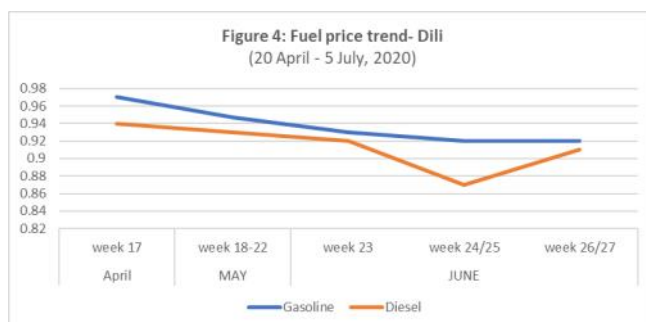
## Retail price trends of non-cereal food

Compared to the previous two weeks, in the week 26/27, Bean(-17%), Potatoes(-12%), Egg(-39%), Salt(-13%), Sugar (-11%), and whole frozen chicken(-9%) prices decreased. Egg prices affected by the imported ones which brought different ranges of price and types in the market. Tomatoes(9%), Chillies(7%), Taro(1%), and Onion(1%) noted negligible increase. Baucau reported a lack of potato production, and commodity price increase, especially for red beans in Ainaro as harvest time has passed for those commodities (figure3).



## Retail price trends of fuel—Dili

Fuel prices saw marginal rise at the beginning of the state of emergency. The price has slowly recovered to less than 1 US\$/Liter during the past three months. In week 26/27, gasoline price remained the same at 0.92 US\$/liter, and the Diesel price shows a negligible increase by 5%.



Openmarket-Manufahi



Openmarket-Manufahi



Openmarket-Covalima



Openmarket-Aileu

To monitor the impact of COVID-19 on market prices, the average retail prices of cereals and non-cereals essential food commodities across the country's main markets in the municipal capital level were monitored and analyzed.

Imported rice price are based on the most consumed brand per retailers.



# 我们的产品



## 大数据平台

国内宏观经济数据库

国际经济合作数据库

行业分析数据库

## 条约法规平台

国际条约数据库

国外法规数据库

## 即时信息平台

新闻媒体即时分析

社交媒体即时分析

## 云报告平台

国内研究报告

国际研究报告

预览已结束，完整报告链接和二维码如下：

[https://www.yunbaogao.cn/report/index/report?reportId=5\\_3382](https://www.yunbaogao.cn/report/index/report?reportId=5_3382)

