



Millennium Development Goals: 2008 Progress Chart

Country Progress Within Regions

The Millennium Development Goals represent a set of commitments established by 189 nations in 2000 to respond to the world’s main development challenges: to eliminate poverty, to achieve universal education, to improve access to maternal health care, to reach gender equality, to decrease child mortality, to stop the spread of AIDS and other diseases, and to end environmental degradation. Set for the year 2015, the achievement of the MDGs requires the participation of all countries.

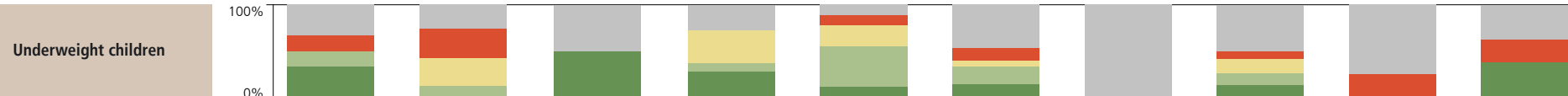
Global and regional data, as contained in the Millennium Development Goals Report 2008, help in measuring progress towards the Goals, but such aggregate statistics mask disparities among countries. The chart below groups countries within each region according to their degree of progress towards the achievement of the Goals. The bars show the proportions of countries in five categories: those which have already reached the goal

or target; those which have made progress sufficient to achieve the goal; those which have made progress but insufficient to achieve the goal; those which have deteriorated; and those which do not have sufficient data to make an assessment. The assessment is based on statistics from 1990 until the latest year for which data are available.



Goals and Targets	Africa		Asia				Oceania	Latin America & Caribbean	Commonwealth of Independent States	
	Northern	Sub-Saharan	Eastern	South-Eastern	Southern	Western			Europe	Asia

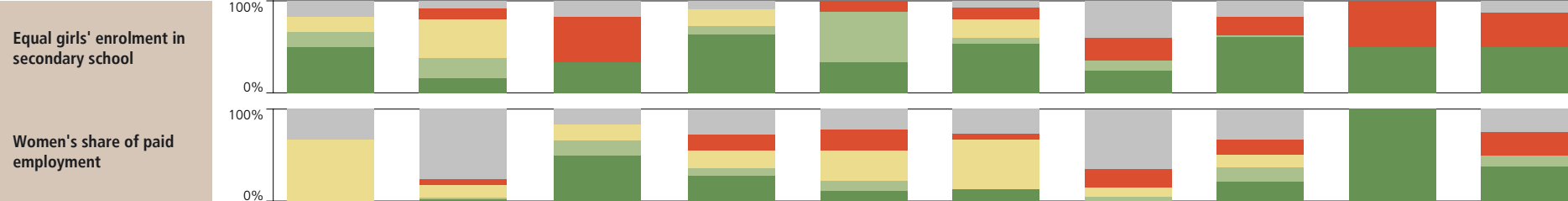
GOAL 1 | Eradicate extreme poverty and hunger



GOAL 2 | Achieve universal primary education



GOAL 3 | Promote gender equality and empower women



GOAL 4 | Reduce child mortality




GOAL 5 | Improve maternal health



GOAL 6 | Combat HIV/AIDS, malaria and other diseases



GOAL 7 | Ensure environmental sustainability



GOAL 8 | Develop a global partnership for development



Number of countries	6	50	6	11	9	15	20	46	4	8
---------------------	---	----	---	----	---	----	----	----	---	---

The colours show progress towards the target according to the legend below:

█

 Already met the target or very close to meeting the target.

█

 Progress sufficient to reach the target if prevailing trends persist.

█

 Progress insufficient to reach the target if prevailing trends persist.

█

 No progress or deterioration.

█

 Missing or insufficient data.

* The methodology used for the assessment of progress of countries toward this target is different from the methodology used for the regional assessment.

For the regional groupings and country data, see mdgs.un.org.

Sources: United Nations, based on data and estimates provided by: Food and Agriculture Organization; Inter-Parliamentary Union; International Labour Organization; International Telecommunication Union; UNAIDS; UNESCO; UN-Habitat; UNICEF; United Nations Population Division; World Bank; World Health Organization. Based on statistics available as of June 2008.

Compiled by Statistics Division, Department of Economic and Social Affairs, United Nations.

我们的产品



大数据平台

国内宏观经济数据库

国际经济合作数据库

行业分析数据库

条约法规平台

国际条约数据库

国外法规数据库

预览已结束，完整报告链接和二维码如下：

https://www.yunbaogao.cn/report/index/report?reportId=5_215

