

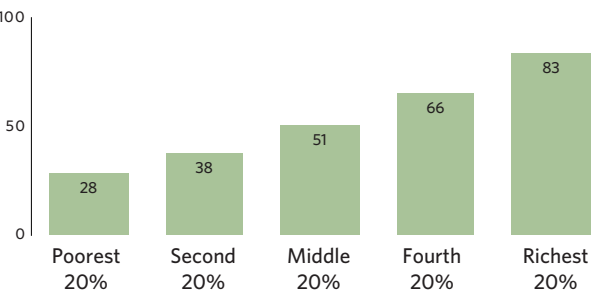
GOAL 5 | Improve maternal health

Most maternal deaths are from preventable or treatable causes

Achieving good maternal health for all women encompasses ensuring women's going safely through pregnancy and childbirth. This involves delivery of a series of reproductive health services and interventions for prevention and management of pregnancy and childbirth complications. Measuring maternal mortality—deaths resulting from complications of pregnancy or childbirth—is extremely challenging. Systematic underreporting and misreporting are common and estimates lie within large ranges of uncertainty. Nevertheless, an acceleration in the provision of maternal and reproductive health services to women in all regions suggests that the world is making some progress in improving maternal health.

New estimates of maternal mortality are being finalized by the World Health Organization (WHO), the United Nations Children's Fund (UNICEF), the United Nations Population Fund (UNFPA) and the World Bank. Preliminary data show signs of progress, with some countries achieving significant declines in maternal mortality ratios. However, the rate of reduction is still well short of the 5.5 per cent annual decline needed to meet the MDG target of reducing maternal mortality by three-quarters .

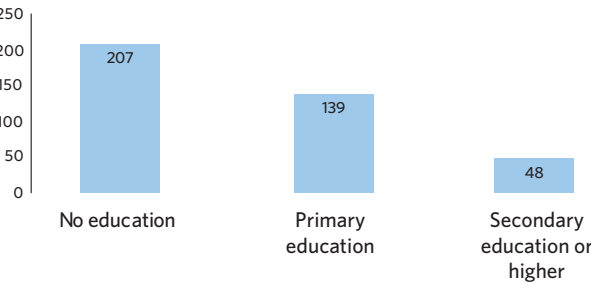
Among the poorest women, only one in four receive skilled care during childbirth



Proportion of deliveries attended by skilled health personnel by household wealth in 40 developing countries with surveys during 2004/2009 (Percentage)

Data from 40 developing countries show that disparities in the percentage of deliveries assisted by skilled health personnel are striking, with women from the wealthiest households being three times more likely than women from the poorest ones to have a skilled professional attending the births of their children. Among the poorest households, only 28 per cent of women are attended by skilled health personnel at delivery.

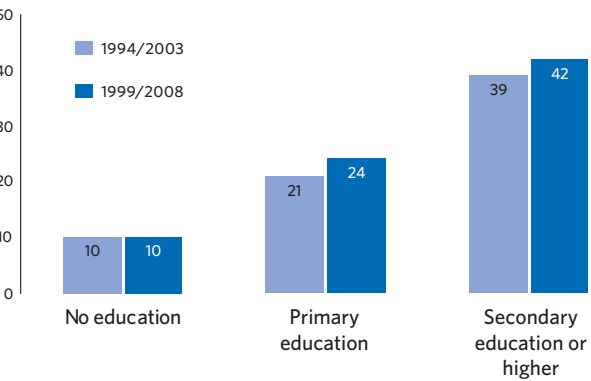
Large disparities in adolescent birth rates are linked to education



Adolescent birth rates by education level of the mother in 24 sub-Saharan African countries with surveys during 1998/2008 (Number of births to women aged 15-19 per 1,000 women)

Birth rates among adolescents with no education are almost 1.5 times higher than among those with primary education and four times higher than among girls with secondary or higher education. Educated women tend to have more autonomy and marry at an older age, all of which are factors contributing to later pregnancies.

Use of contraception is higher among women with education

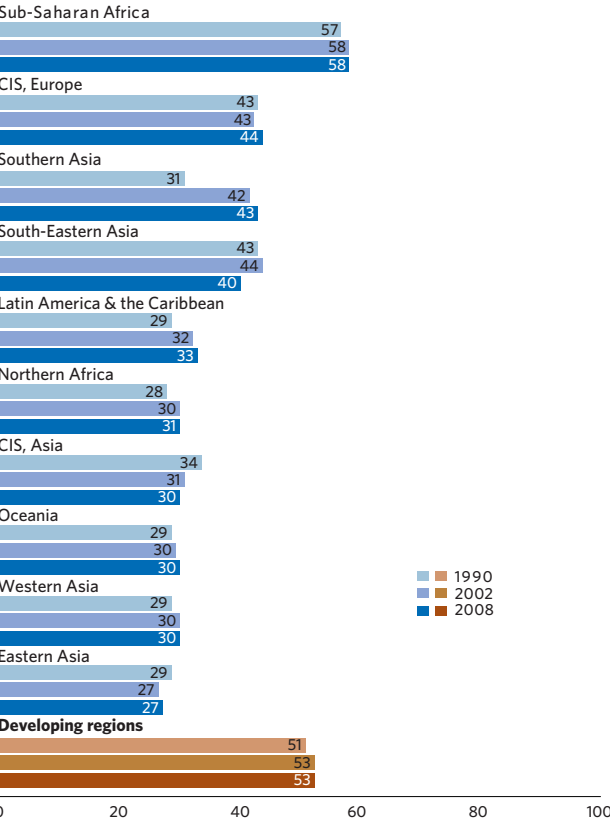


Contraceptive prevalence by education level in 22 sub-Saharan countries with surveys during 1994/2003 and 1999/2008 (Percentage of women using at least one contraceptive method among women aged 15-49, married or in union)

Educated women are more likely to decide on the timing and spacing of births. Use of contraceptives is highest among women with secondary or higher education. Only 10 per cent of women without education use contraceptives; this low percentage has remained unchanged since the mid 1990s. On the other hand, the proportion of women with primary or higher education who are using contraceptives has increased.

GOAL 6 | Combat HIV/AIDS, malaria and other diseases

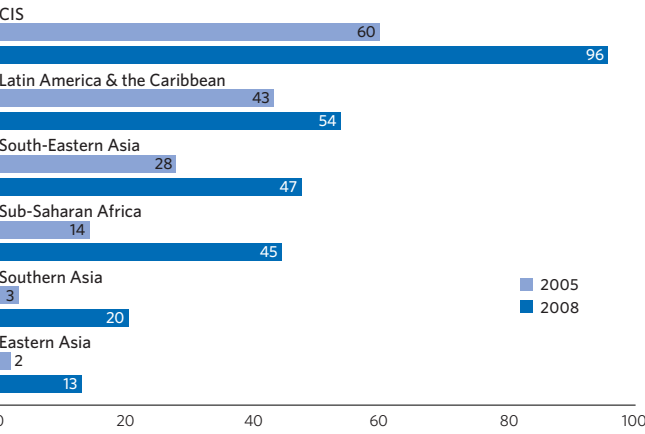
In some regions, HIV is still spreading among women



Proportion of adults 15-49 living with HIV who are women, 1990, 2002 and 2008 (Percentage)

In developing regions, 53 per cent of people living with HIV in 2008 were women, up from 51 per cent in 1990. Sub-Saharan Africa is the region where the majority of those living with HIV are women. In most of the other regions, women's share of those infected initially increased, but has stabilized since the early 2000s. Women's share of people with HIV is still growing in the CIS countries in Europe, in Southern Asia, Latin America and the Caribbean, and Northern Africa. In Southern Asia, the spread of the disease among women appears to be stabilizing. There, the share of women among the HIV infected increased 11 percentage points from 1990 to 2002, while the recent increase was smaller.

Despite increasing coverage, HIV antiretroviral drugs still reach only half of the mothers in need



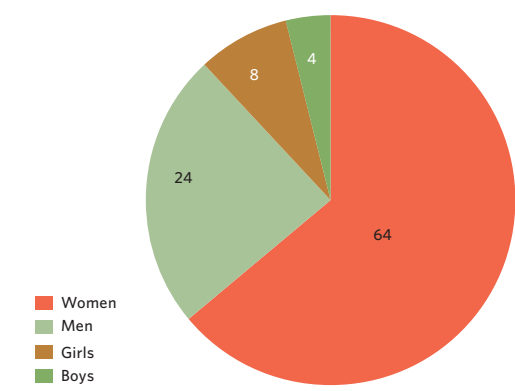
HIV positive pregnant women who receive antiretroviral treatment, 2005 and 2008 (Percentage)

In 2008, 45 per cent of pregnant women living with HIV in developing countries received antiretroviral therapy, up from 15 per cent in 2005. However, coverage is still insufficient to prevent all mother-to-child infections. An estimated 430,000 children were newly infected with HIV in 2008. Antiretroviral therapy can substantially reduce the percentage of children infected in the womb and around the time of birth. Specific antiretroviral therapies also can protect women's health and prevent contagion during breastfeeding. Without the appropriate antiretroviral therapy women might decide to not breastfeed their babies, putting them at a higher risk of serious illnesses such as diarrhoea and pneumonia. Moreover, the option of breast milk formulae is often not feasible because of cost or unavailability.

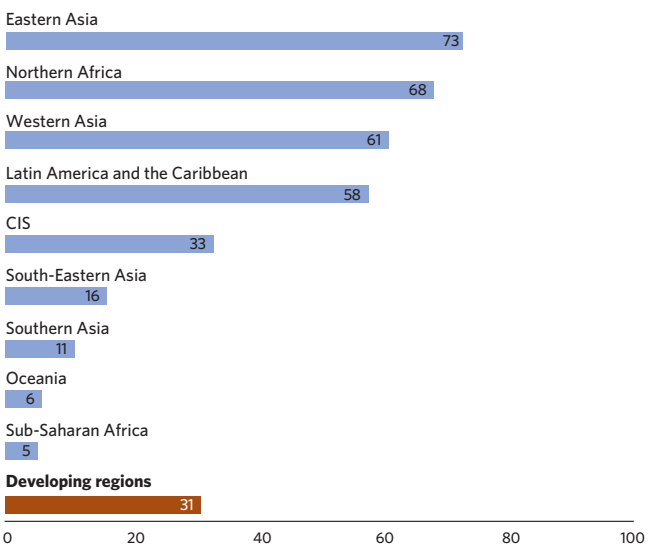
GOAL 7 | Ensure environmental sustainability

Girls and women shoulder the heaviest burden in collecting water

In 2008, only 49 per cent of the population in developing regions enjoyed the convenience of piped drinking water on premises, up from 39 per cent in 1990. In Oceania and sub-Saharan Africa, less than six per cent of the population in rural areas has water piped into their households. This creates a workload especially for women and girls. Based on data for 45 countries, women are responsible for collecting drinking water in 64 per cent of households, while it is men's task in only 24 per cent of households. Children are responsible for the task in 12 per cent of the households, but girls are twice as likely as boys to be the main person responsible for this heavy and often time-consuming task. Usually, multiple water collection trips are required to meet the minimum daily drinking water needs of a family. In 14 out of 30 countries in sub-Saharan Africa with recent data, in over a quarter of the households, each water collection trip was more than 30 minutes. This task imposes heavy economic and social costs in terms of the time that could be otherwise used for girls' education and women's employment.



Member of household usually collecting water if no water is available on premises, in 45 developing countries with surveys during 2005/2008 (Percentage of households)



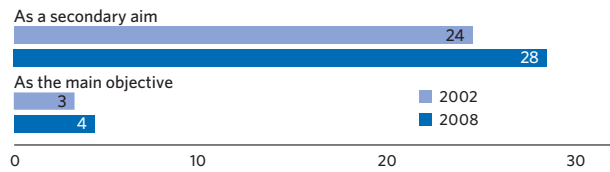
Proportion of rural population with piped water in the household, 2008 (Percentage)

GOAL 8 | Develop a global partnership for development

More bilateral aid is needed for gender projects

The share allocated to projects intended to advance gender equality and women's empowerment or reduce discrimination and inequalities based on sex is on the rise. Between 2002 and 2008, in 14 OECD/DAC countries, the net disbursements of aid allocated to gender equality interventions increased from \$4 to \$13 billion. In real terms, this corresponds to doubling the amount of aid in just six years. About one seventh of this aid went to projects targeting gender equality as a main objective, while the rest went to projects that included gender equality among their secondary objectives.

Despite this increase in absolute terms, these resources represented only about a third of the total bilateral aid from these donors. The percentage of aid allocated to programmes and projects that primarily aimed to promote gender equality increased only from 3 to 4 per cent between 2002 and 2008, the aid devoted to projects including gender equality as a secondary objective increased from 24 to 28 per cent.



Proportion of bilateral sector-allocable aid from 14 OECD/DAC* donors allocated to projects targeting gender equality as a main and as a secondary aim, 2002 and 2008 (Percentage)

* Only OECD/DAC donors who report the gender equality focus of their sector-allocable aid were included.

Millennium Development Goals: Gender Equality and Women's Empowerment



Progress Chart 2010



Women are key actors in achieving the MDGs

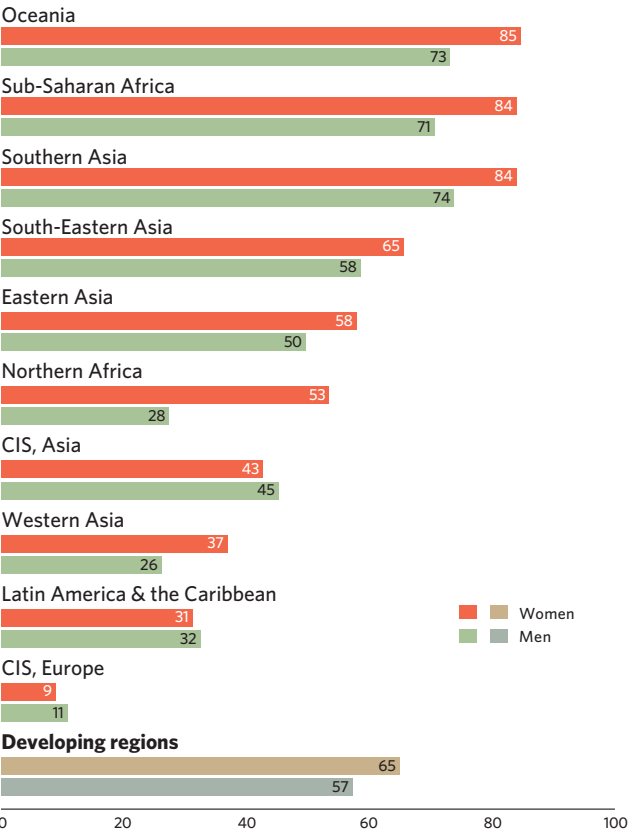
In 2000, world leaders set eight far-sighted development Goals with targets to be reached by 2015. Achieving these goals largely depends on ensuring equal opportunities for women and men, girls and boys.

Better educated women have more opportunities in the labour market and in decision making at all levels, with benefits to the whole community. Economic and political empowerment of women is critical for the eradication of poverty, economic growth and sustainable development, and for the wellbeing of families and communities. When women have ownership and control of resources and decent and productive work, they can ensure a better livelihood for themselves and their families, and better education and health for their children - crucial to ending poverty and exclusion. Yet, in many countries, women still face barriers to ownership, access to education and work opportunities. They are unequally represented in economic and political decision-making processes and are unable to share equally with men in the benefits of development.

This chart depicts the situation of women as reflected in a number of the indicators that are used to monitor progress towards the MDGs. While there is some progress to inspire optimism, there are still large inequalities in many areas—not only between women and men, but also between women in urban and rural areas and from different income levels. Accelerating progress toward the MDGs, over the next five years, will depend largely on closing these gaps.

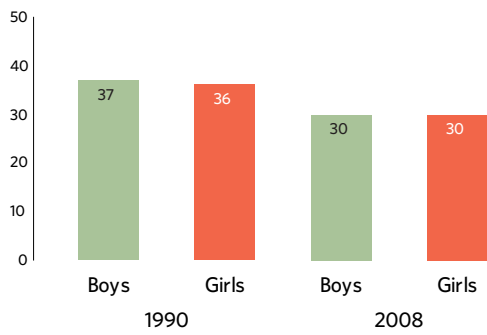
GOAL 1 | Eradicate extreme poverty and hunger

Women are overrepresented in vulnerable jobs, but the gap is slowly closing



Proportion of own-account and contributing family workers in total employment, women and men, 2009 (Percentage)

Girls are generally less likely than boys to be underweight, but are still at a disadvantage in some parts of the world

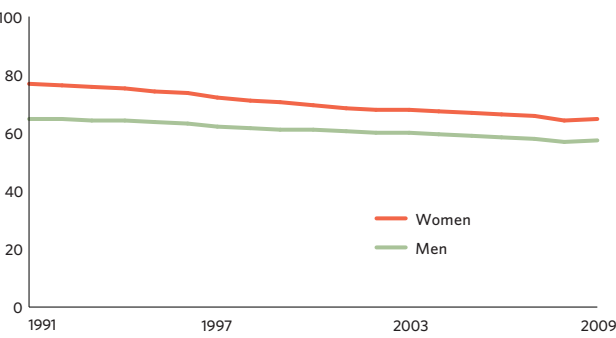


Proportions of girls and boys under age five who are underweight in developing regions, 1990 and 2008 (Percentage)

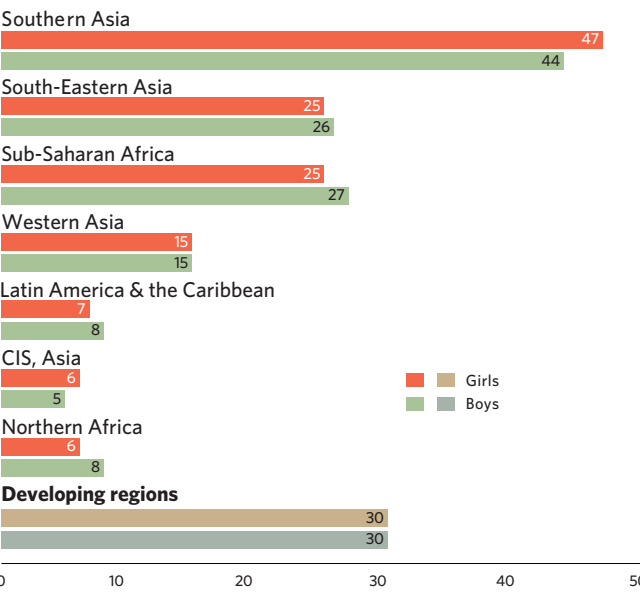
Progress has been made in reducing underweight prevalence among boys and girls since 1990. Data for 79 developing countries show around 2008, the prevalence had reached 30 per cent for both sexes. In Southern Asia, however, over the same period, underweight rates for girls have not only remained higher than for boys but the gap has increased from one percentage point in 1990, to three percentage points in 2008.

In the developing world, women are more likely than men to work in vulnerable employment – either as own-account workers or as contributing family workers -- characterized by low earnings and productivity and lack of security and benefits. While own-account work is male-dominated, women make up the majority of contributing family workers. In 2009, one in every four employed women in the developing regions worked as a contributing family worker, compared to only one in every nine employed men.

But the gap is slowly closing. In 1991, 77 per cent of jobs held by women in developing countries were in vulnerable employment, compared to 65 per cent of those occupied by men. By 2009, these proportions had fallen to 65 per cent for women and 58 per cent for men.



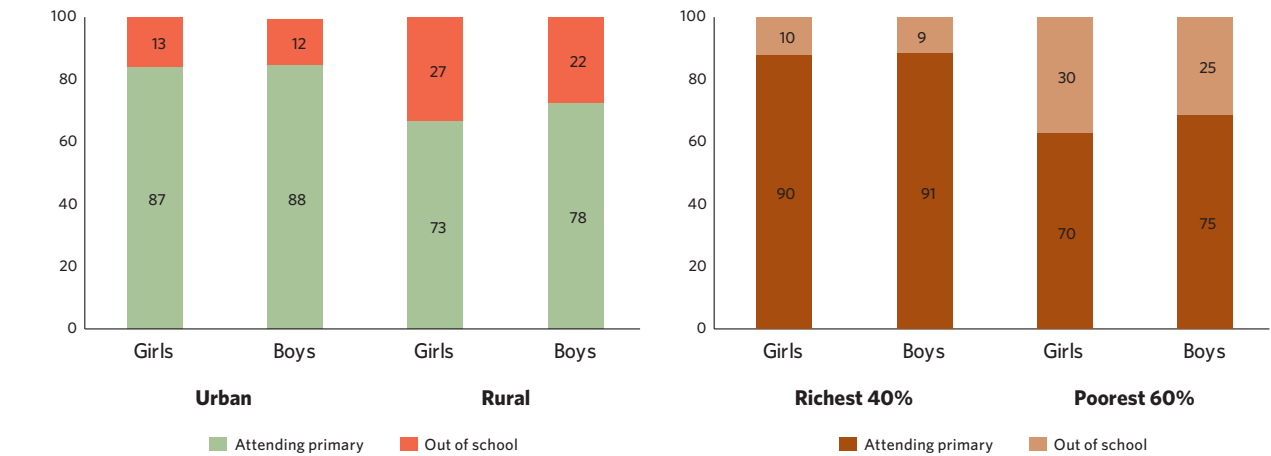
Proportion of own-account and contributing family workers in total employment in developing regions, women and men, 1991-2009 (Percentage)



Proportions of girls and boys under age five who are underweight, 2008 (Percentage)

GOAL 2 | Achieve universal primary education

Poverty and residence in rural areas are major obstacles to girls' education

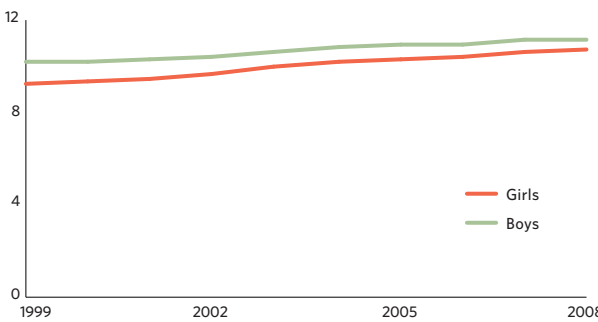


Proportion of girls and boys of primary school age by schooling status and background characteristics, in 42 developing countries with surveys during 2001/2008 (Percentage)

Girls living in rural areas are less likely to attend school than their urban peers, and the rural/urban gap is larger than the one for boys. The percentage of primary school age girls out of school in rural areas is more than twice that in urban areas. The difference between girls from the poorest households and those from the richest ones is even more striking. In the richest 40 per cent of households, only one in every ten girls does not attend primary school, whereas one in every three girls is out of school in the poorest 60 per cent of households. Inequalities with boys are specially marked in poorer households. The difference between school attendance of boys and girls is as high as five percentage points for children coming from the poorest households, whereas girls are almost at parity with boys in attending primary school in the richest households.

GOAL 3 | Promote gender equality and empower women

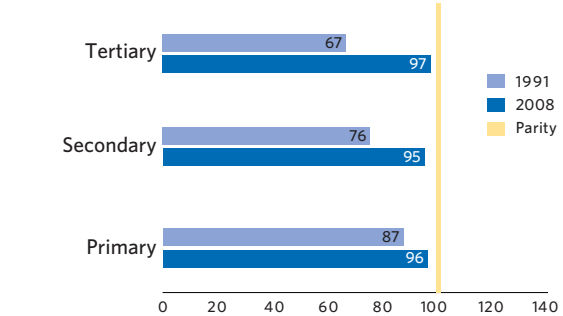
Girls still spend fewer years in school than boys, but the gap is closing



School life expectancy, girls and boys, 1999-2008 (Number of years)

School life expectancy, defined as the number of years of schooling a child can expect to receive according to current levels of enrolment, has been lower for girls than boys. In 1999, boys were expected to spend, on average, a year more in school than girls. But by 2008, this difference was reduced to half a year. Girls' school life expectancy was, on average, 10 years and 8 months. This is a result of more girls enrolling in school, especially in the developing regions.

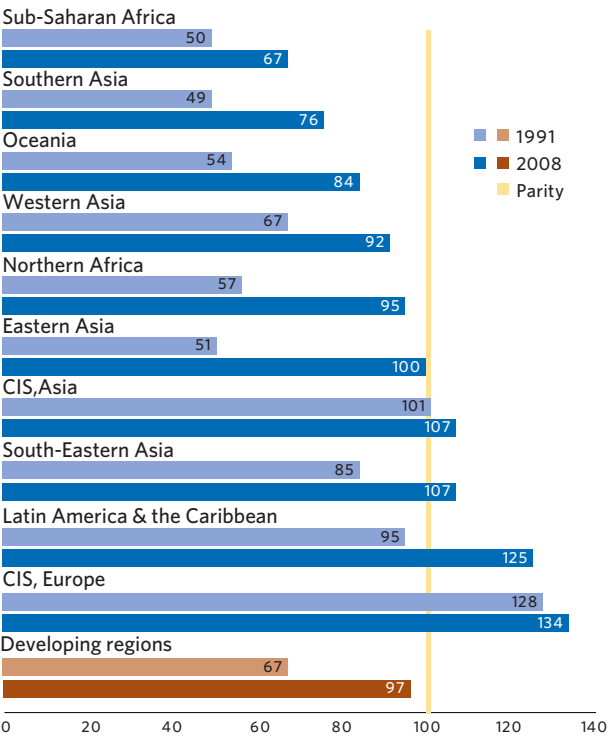
Ratio of girls to boys is getting closer to parity in all levels of education



Girls' school enrolment in relation to boys' in developing regions, 1991 and 2008 (Girls per 100 boys)

The developing world is approaching gender parity in education. In 2008, there were at least 95 girls per 100 boys in all three levels of education, with significant improvements since 1991. The largest gains were made in secondary and tertiary education. In 2008, 97 girls were enrolled in tertiary education for every 100 boys, up from 67 per 100 in 1991.

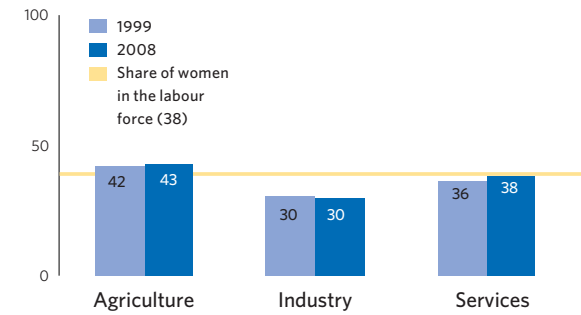
In some regions, boys still heavily outnumber girls in tertiary education



Girls' tertiary school enrolment in relation to boys', 1990/1 and 2007/8 (Girls per 100 boys)

Despite remarkable progress in most of the developing regions, gender parity in tertiary education is still out of reach in some parts of the world. The gender gap is particularly large in sub-Saharan Africa where, in 2008, only 67 girls were enrolled for tertiary education for every 100 boys.

The share of women's employment in industry is far from parity

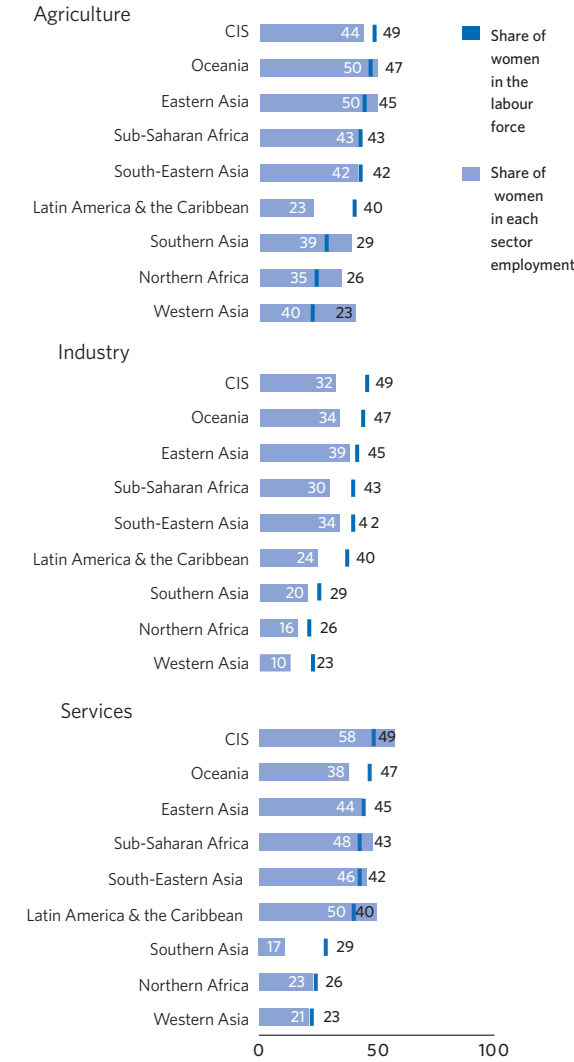


Share of women in the agricultural, industry and services sector employment in developing regions, 1999 and 2008 (Percentage)

In the developing regions as a whole, women account for about 38 per cent of the labour force. But their representation differs across sectors. Women are particularly under-represented in industry, where they occupy only 30 per cent of the jobs. In agriculture, more than 40 per cent of the jobs belong to women. The share of women in services has

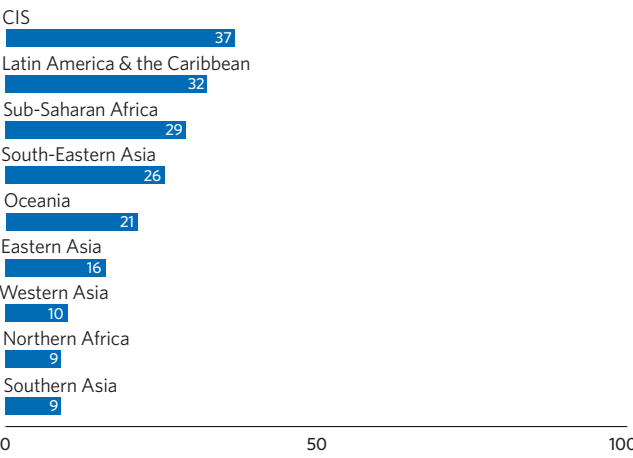
increased over the past decade, with women now accounting for 38 per cent of employment in that sector.

Women are more likely to work in agriculture than in other sectors in most regions. Only in Latin America and the Caribbean is women's share in agricultural employment much lower than their share in the labour force. The share of women in industry and services varies widely across regions. Women are under-represented in industry in all regions, but particularly in CIS, Latin America and the Caribbean, Sub-Saharan Africa and Western Asia. In services, they are especially under-represented in Southern Asia and Oceania but have outstripped men in CIS countries, in Latin America and the Caribbean and in sub-Saharan Africa.



Share of women in the agricultural, industry and services sectors employment and share of women in the labour force, 2008 (Percentage)

Women still find it hard to break through the glass ceiling



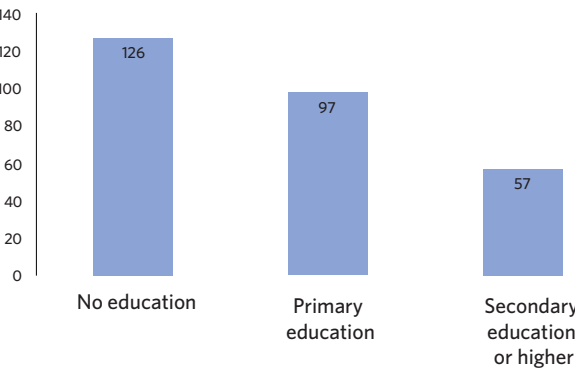
Share of women in managerial occupations, 2000/2008 (Percentage)

Women are less likely to be promoted to supervisory positions: only a quarter of senior officials and managerial positions worldwide are held by women. Women are underrepresented in the top-level occupations in all regions, accounting for more than 30 per cent of such positions in only two out of nine developing regions. In Northern Africa, Southern Asia and Western Asia, less than one in every ten officials and top managers are women.

Even when women hold managerial jobs, they are often in less strategic, lower-paying areas of a company's operations. Women tend to be concentrated in managerial positions of small enterprises, while most of those managing larger companies are men.

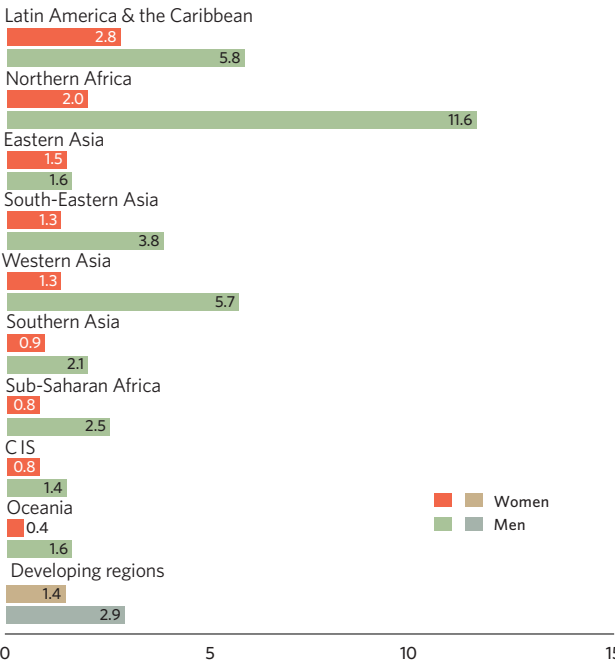
GOAL 4 | Reduce child mortality

Children of educated mothers have better chances for survival



Under-five mortality rate per 1,000 live births by level of education of the mother, in 37 developing countries with surveys during 2004/2009

Women are less likely than men to own businesses with employees



Percentage of employers in total employment, women and men, 2009 (Percentage)

Women have fewer entrepreneurship opportunities than men. Only between 1 and 3 per cent of women employed in the developing regions are 'employers', with the highest percentage in Latin America and the Caribbean. Opportunities are especially scarce for women as compared to men in Northern Africa and Western Asia, where men are six times more likely than women to be 'employers'. These gaps are often the result of cultural perceptions of the role of women, as well as women's lack of right to own property and assets.

我们的产品



大数据平台

国内宏观经济数据库

国际经济合作数据库

行业分析数据库

条约法规平台

国际条约数据库

国外法规数据库

即时信息平台

新闻媒体即时分析

社交媒体即时分析

预览已结束，完整报告链接为

<https://www.yunbaogao.cn/report/index/repo>