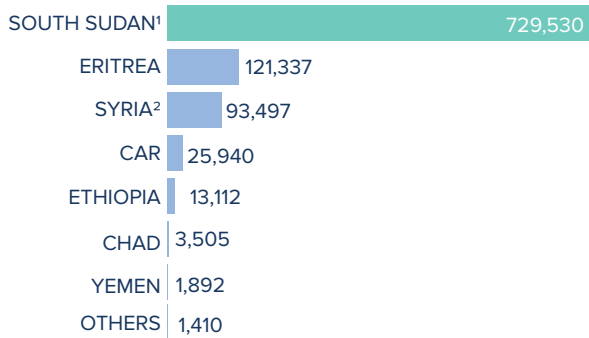


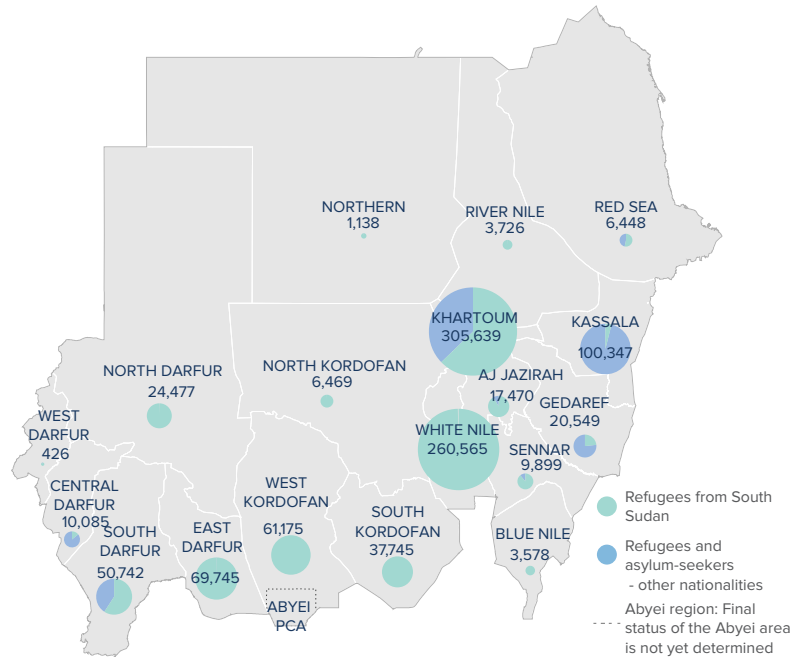
Total Refugees and Asylum-seekers¹ **990,223**



¹ As of September 2020, a COR/UNHCR revision of the South Sudanese estimated population in Khartoum resulted via reduction of 91,886 individual.

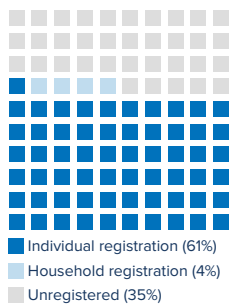
² Total number of Syrian refugees reflects both individuals registered by UNHCR and COR, and IPP statistics on annual arrivals and departures from 2011 to 2018

POPULATION BY STATE

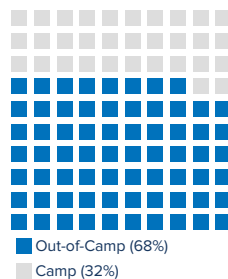


The boundaries and names shown and the designations used on this map do not imply official endorsement or acceptance by the United Nations.

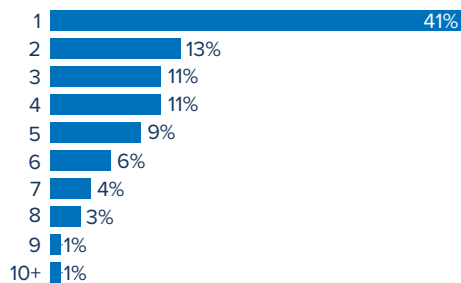
REGISTRATION STATUS



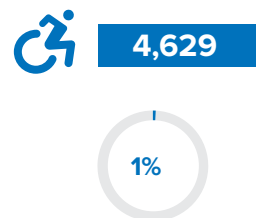
POPULATION DISTRIBUTION



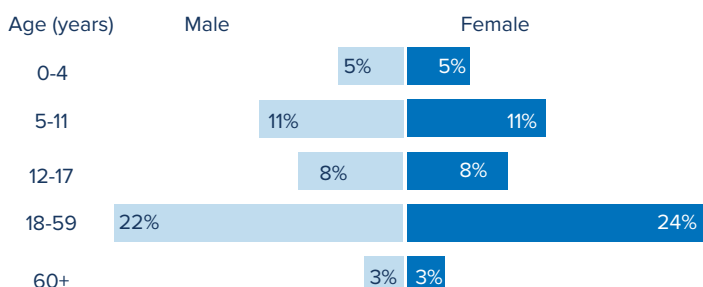
FAMILY SIZE³



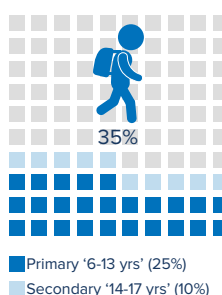
PERSONS WITH DISABILITIES³



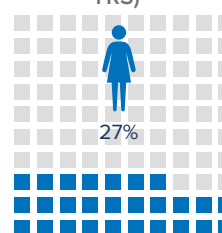
AGE-GENDER BREAKDOWN³



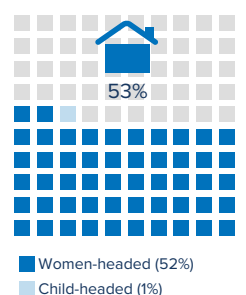
SCHOOL-AGE CHILDREN (6-17 YRS)³



REPRODUCTIVE-AGE WOMEN/GIRLS (13-49 YRS)³



HOUSEHOLD DISTRIBUTION³



³Population distribution statistics are based on registered individuals only

我们的产品



大数据平台

国内宏观经济数据库

国际经济合作数据库

行业分析数据库

条约法规平台

国际条约数据库

国外法规数据库

即时信息平台

新闻媒体即时分析

社交媒体即时分析

云报告平台

国内研究报告

国际研究报告

预览已结束，完整报告链接和二维码如下：

https://www.yunbaogao.cn/report/index/report?reportId=5_17632

