

Key Figures



253,040*
Population of Concern



83.9%
212,241
Living in camps



7.5%
18,950
Living in settlements



8.5%
21,507
Living in villages



0.1%
192
Living in urban area

*** includes 81 POCs in process of status regularization in Dar Es Salaam

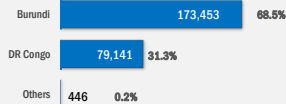


89%
225,252
Refugees

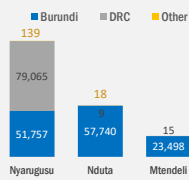


11%
27,788
Asylum-seekers

Country of origin



Camp-based population by country of origin



Age and Gender

0-17

55%

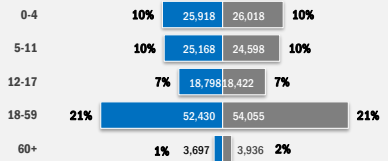
Children

60+

3%

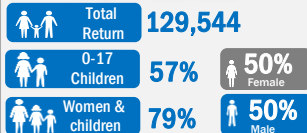
Older People

Age (Years)



Durable Solutions

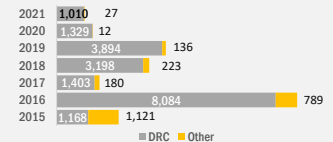
Voluntary return of Burundian refugees, 2017-2021




Local integration

162,000 former Burundian refugees (1972) granted citizenship by the Government of Tanzania.

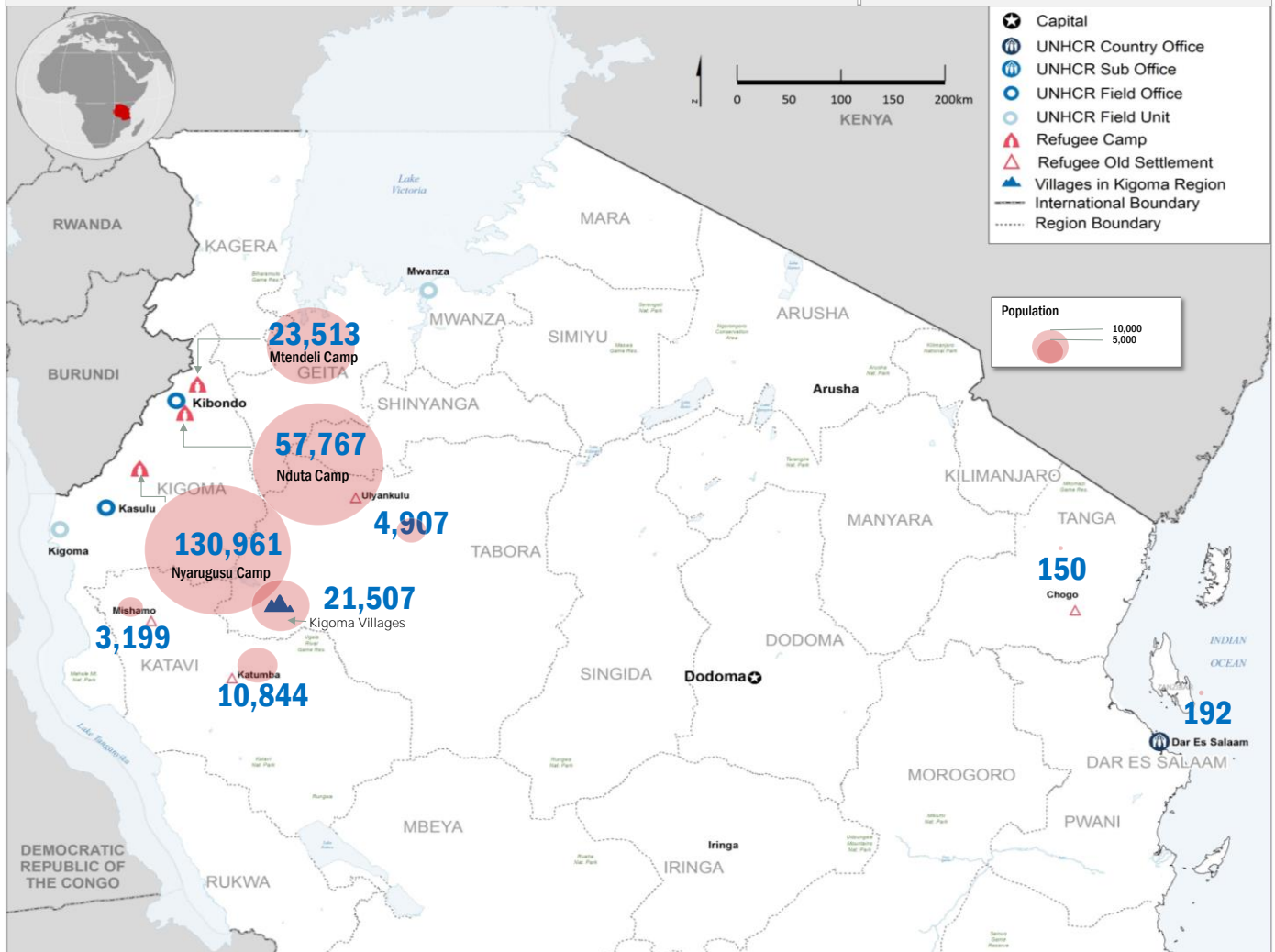
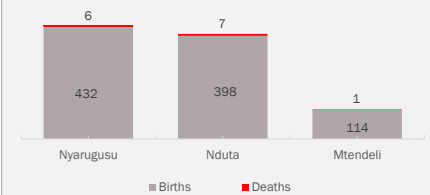
Resettlement departures by country of origin, 2015-2021



Camp population trend: July 2020 to June 2021



Births vs Deaths



我们的产品



大数据平台

国内宏观经济数据库

国际经济合作数据库

行业分析数据库

条约法规平台

国际条约数据库

国外法规数据库

即时信息平台

新闻媒体即时分析

社交媒体即时分析

云报告平台

国内研究报告

国际研究报告

预览已结束，完整报告链接和二维码如下：

https://www.yunbaogao.cn/report/index/report?reportId=5_17255

