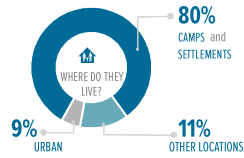
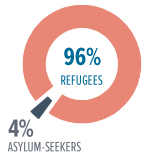


4.82

MILLION

REFUGEES AND ASYLUM-SEEKERS
KEY STATISTICS

 29%
BOYS
BELOW 18 YRS

 28%
GIRLS
BELOW 18 YRS

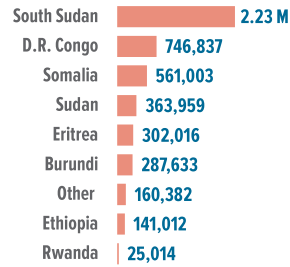
 20%
MEN
18+ YRS

 23%
WOMEN
18+ YRS

 3%
ELDERLY
ABOVE 60 YRS

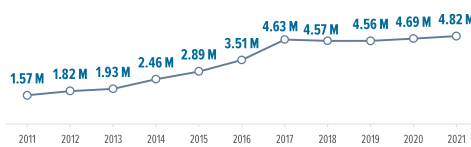
TOTALS BY COUNTRY OF ORIGIN

(to the nearest 100)

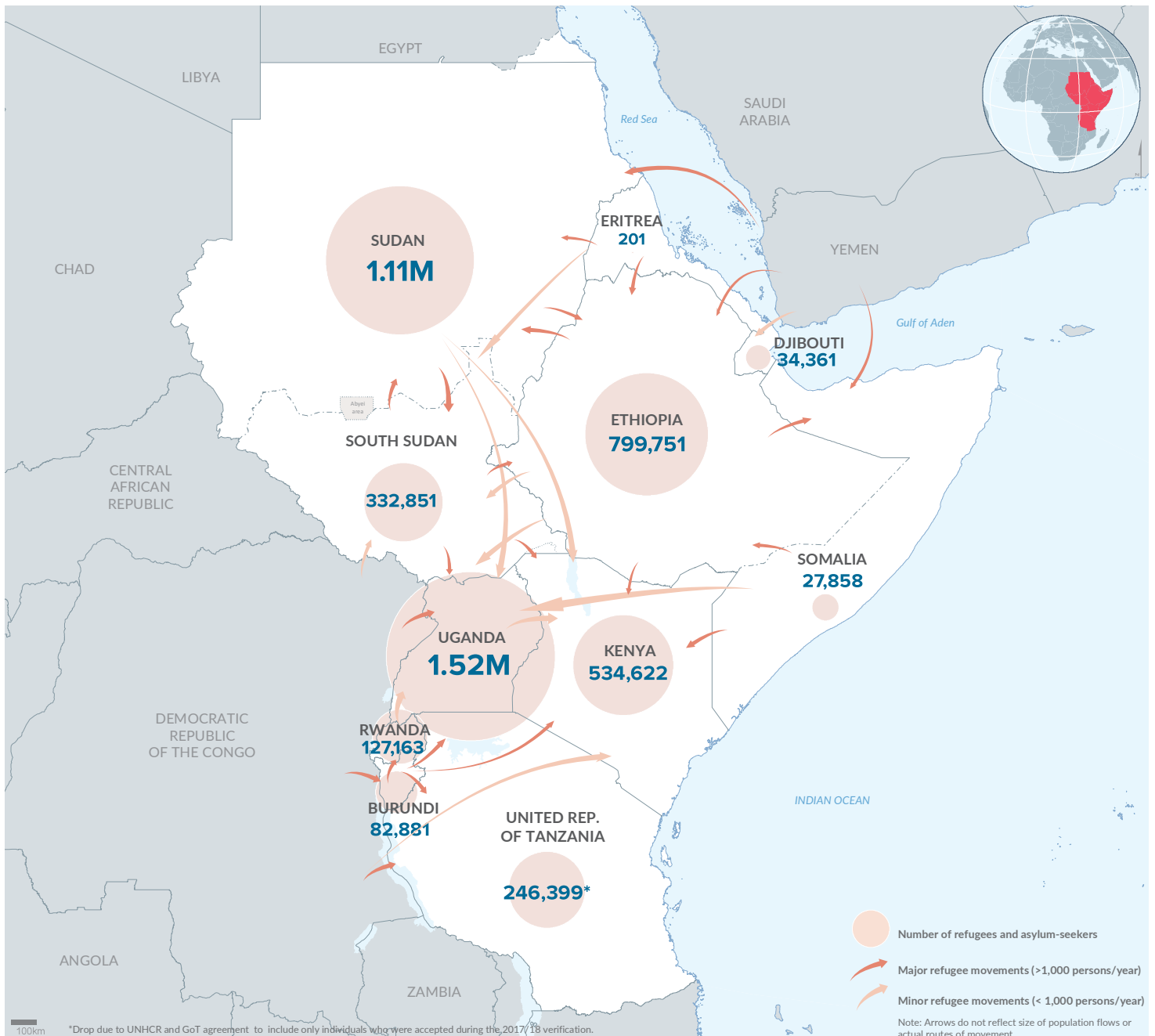
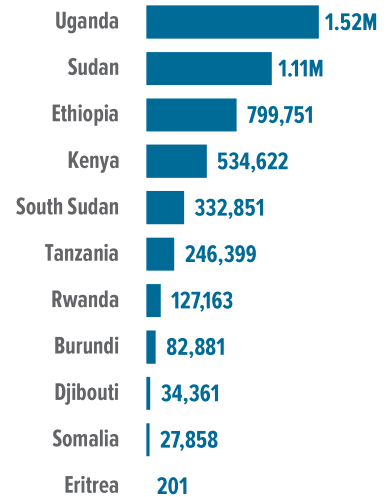

ANNUAL TREND OF DISPLACEMENT

| 2011 to 2021

(in millions)



* The decrease in population in 2018/2019 is attributed to the completion of a countrywide population verification exercise in Uganda and Ethiopia; as well as spontaneous refugee returns to Burundi and South Sudan

TOTALS BY HOST COUNTRY


The boundaries and names shown and the designations used on this map do not imply official endorsement or acceptance by the United Nations. Final boundaries between the Republic of Sudan and the Republic of South Sudan and Somalia and Ethiopia has not yet been determined. Final status of the Abyei area is not yet determined.

Creation date: 21 Oct 2021 Sources: Geographic data: UNCS. Population statistics: UNHCR Monthly Statistical Reports 30 September 2021 or latest available. Statistics should be considered provisional and subject to change. Author: UNHCR Regional Bureau for East, Horn of Africa and the Great Lakes Feedback: gilar@unhcr.org

我们的产品



大数据平台

国内宏观经济数据库

国际经济合作数据库

行业分析数据库

条约法规平台

国际条约数据库

国外法规数据库

即时信息平台

新闻媒体即时分析

社交媒体即时分析

云报告平台

国内研究报告

国际研究报告

预览已结束，完整报告链接和二维码如下：

https://www.yunbaogao.cn/report/index/report?reportId=5_17020

