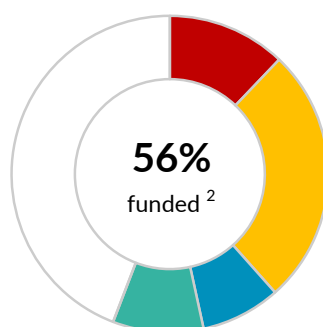
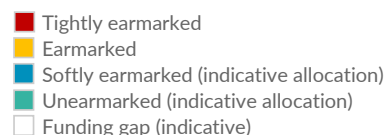


\$339.1 million

UNHCR's financial requirements 2021 ¹


ETHIOPIA

as of 31 December 2021



CONTRIBUTIONS ³ | USD

	Unearmarked	Softly earmarked	Earmarked	Tightly earmarked	Total
United States of America	-	5,000,000	79,500,000	223,755	84,723,755
GAP Inc.	-	-	-	11,470,262	11,470,262
USA for UNHCR	-	-	-	5,513,892	5,513,892
CERF	-	-	-	5,050,008	5,050,008
Germany	-	4,454,594	-	-	4,454,594
Netherlands	-	-	-	3,578,430	3,578,430
Denmark	-	-	2,945,074	85,200	3,030,274
IKEA Foundation	-	-	-	2,821,833	2,821,833
United Kingdom	-	-	-	2,587,945	2,587,945
Japan	-	-	-	1,975,000	1,975,000
Country-Based Pooled Funds	-	-	-	1,900,000	1,900,000
European Union	-	-	-	1,852,521	1,852,521
Education Cannot Wait	-	-	-	1,653,031	1,653,031
The Lego Foundation	-	-	-	1,565,146	1,565,146
Canada	-	-	1,389,992	-	1,389,992
Norway	-	-	1,219,066	2,773	1,221,839
Ireland	-	-	-	1,194,743	1,194,743
"la Caixa" Banking Foundation	-	-	-	1,106,679	1,106,679
Sweden	-	-	1,079,655	-	1,079,655
Switzerland	-	-	1,023,541	-	1,023,541
Italy	-	-	-	793,556	793,556
Spain	-	-	-	738,530	738,530
Czechia	-	-	-	455,996	455,996
UN Children Fund	-	-	-	423,096	423,096
Band Aid	-	-	-	371,191	371,191
Latter-day Saints Charities	-	-	18,311	281,714	300,025
UNO-Fluechtlingshilfe	-	-	-	298,329	298,329
Luxembourg	-	-	238,949	-	238,949
United Nations Foundation	-	-	-	200,000	200,000
UN Programme On HIV/AIDS	-	-	-	188,200	188,200
Toyota Tsusho Corporation	-	-	-	179,683	179,683
Laboratorios Viñas	-	-	-	146,489	146,489
UPS Corporate	-	-	-	106,500	106,500
Other private donors	-	-	193	191,671	191,864
Sub-total	-	9,454,594	87,414,781	46,956,173	143,825,549
Indicative allocation of funds and adjustments	31,406,036	18,165,724	1,776,777	(5,822,460)	45,526,076
Total	31,406,036	27,620,318	89,191,558	41,133,713	189,351,625

Methodology: Unearmarked funding is allocated and reallocated multiple times during the year to allow UNHCR to fund prioritised activities. This funding update includes an indicative allocation of funds so as to accurately represent the resources available for the country. The contributions earmarked for Ethiopia shown above are combined with an indicative allocation of the softly earmarked and unearmarked contributions listed below. This allocation respects different levels of earmarking. Adjustments relate to programme support costs and carry-over.

■ OTHER SOFTLY EARMARKED CONTRIBUTIONS ⁴ | USD

United States of America 36.7 million | Germany 35.6 million | Private donors Australia 15 million | Private donors Germany 10.4 million | Finland 8.2 million | Spain 5.7 million | Canada 5.6 million | France 4.7 million | Japan 2.9 million | Private donors Republic of Korea 2.8 million | Private donors United Kingdom 2.6 million | Private donors USA 2.5 million | Norway 2.3 million

Austria | Liechtenstein | Luxembourg | Malta | Sweden | Private donors

■ UNEARMARKED CONTRIBUTIONS ⁵ | USD


Private donors Spain 83.8 million | Norway 80 million | Sweden 75.4 million | Private donors Japan 43.6 million | Private donors Republic of Korea 42.4 million | United Kingdom 40.4 million | Netherlands 36.1 million | Denmark 34.6 million | Germany 26 million | Japan 23.4 million | Private donors Italy 22.5 million | Private donors Sweden 21.7 million | France 20.2 million | Private donors USA 17.7 million | Switzerland 16.4 million | Ireland 12.5 million | Belgium 11.9 million | Italy 10.7 million

Algeria | Armenia | Australia | Austria | Bulgaria | Canada | Costa Rica | Cyprus | Estonia | Finland | Holy See | Iceland | Liechtenstein | Luxembourg | Malta | Mexico | Monaco | Montenegro | Morocco | New Zealand | Peru | Philippines | Portugal | Qatar | Republic of Korea | Russian Federation | Saudi Arabia | Serbia | Singapore | South Africa | Spain | Thailand | Turkey | United Arab Emirates | Uruguay | Private donors

Notes:

1. The financial requirements for Ethiopia include requirements for the operation's regular programme, Coronavirus Emergency, Ethiopia Emergency, Somalia Situation and the South Sudan Situation.
2. The percentage funded (56%) and total funding amount (\$189,351,625) are indicative based on the methodology described above. This leaves an indicative funding gap of \$149,757,228 representing 44% of the financial requirements.
3. Contributions to Ethiopia are shown by the earmarking modality as defined in the Grand Bargain.
4. Due to their earmarking at the region or sub-region, or to a related situation or theme, the other softly earmarked contributions listed are those which can potentially be used for Ethiopia. Where a donor has contributed \$2 million or more, the total amount of the contributions is shown.
5. Contributed without restrictions on its use, unearmarked funding allows UNHCR critical flexibility in how best to reach refugees and other populations of concern who are in the greatest need and at the greatest risk. Where a donor has contributed \$10 million or more, the total amount of the contribution is shown.

For more information: <http://reporting.unhcr.org>

 Follow us on @UNHCRgov

我们的产品



大数据平台

国内宏观经济数据库

国际经济合作数据库

行业分析数据库

条约法规平台

国际条约数据库

国外法规数据库

即时信息平台

新闻媒体即时分析

社交媒体即时分析

云报告平台

国内研究报告

国际研究报告

预览已结束，完整报告链接和二维码如下：

https://www.yunbaogao.cn/report/index/report?reportId=5_16860

