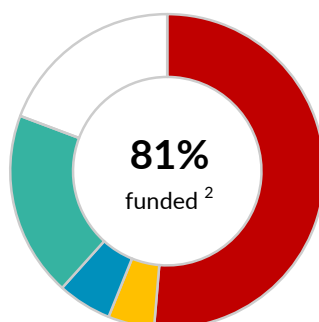
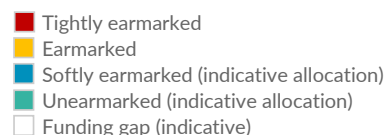


# \$218.5 million

UNHCR's financial requirements 2021 <sup>1</sup>


## NORTH WEST CEN SOUTH EUROPE

as of 31 December 2021



### CONTRIBUTIONS <sup>3</sup> | USD

	Unearmarked	Softly earmarked	Earmarked	Tightly earmarked	Total
European Union	-	-	-	103,540,283	103,540,283
United States of America	-	5,200,000	2,150,000	-	7,350,000
Italy	-	-	-	3,467,339	3,467,339
France	-	996,483	234,467	1,358,670	2,589,620
UNO-Fluechtlingshilfe	-	1,159,561	653,538	-	1,813,099
Spain	-	860,092	-	837,054	1,697,146
Austria	-	-	-	1,173,709	1,173,709
Germany	-	-	-	611,826	611,826
Industria de Diseño Texti S.A. (Inditex)	-	-	-	407,062	407,062
Hungary	-	-	-	357,513	357,513
Stichting Benevolentia	-	-	-	304,878	304,878
United Kingdom	-	-	27,321	241,488	268,809
Ireland	-	-	223,703	40,154	263,857
Intesa Sanpaolo	-	-	-	215,155	215,155
SAP Solidarity Fund e.V.	-	-	176,263	-	176,263
Switzerland	-	-	-	162,162	162,162
Open Society Policy Center	-	-	-	123,000	123,000
Meubles IKEA France S.A.S	-	-	-	122,699	122,699
Education Cannot Wait	-	-	117,426	-	117,426
Switzerland for UNHCR	-	-	110,254	-	110,254
L'Istituto Buddista Italiano Soka Gakkai	-	-	-	107,011	107,011
Romania	-	-	-	106,794	106,794
Russian Federation	-	-	-	100,000	100,000
Malta	-	29,869	61,350	-	91,218
Poland	-	-	-	87,000	87,000
Czechia	-	-	-	38,100	38,100
Norway	-	-	-	37,233	37,233
Luxembourg	-	-	-	15,665	15,665
Other private donors	-	69,240	55,902	292,454	417,597
<b>Sub-total</b>	-	<b>8,315,245</b>	<b>3,810,223</b>	<b>113,747,249</b>	<b>125,872,717</b>
Indicative allocation of funds and adjustments	41,622,611	3,859,228	6,571,668	(1,583,675)	50,469,831
<b>Total</b>	<b>41,622,611</b>	<b>12,174,473</b>	<b>10,381,891</b>	<b>112,163,574</b>	<b>176,342,548</b>

Methodology: Unearmarked funding is allocated and reallocated multiple times during the year to allow UNHCR to fund prioritised activities. This funding update includes an indicative allocation of funds so as to accurately represent the resources available for the sub-region. The contributions earmarked for North West Cen South Europe shown above are combined with an indicative allocation of the softly earmarked and unearmarked contributions listed below. This allocation respects different levels of earmarking. Adjustments relate to programme support costs and carry-over.

### OTHER SOFTLY EARMARKED CONTRIBUTIONS <sup>4</sup> | USD

Germany 29.7 million | United States of America 17.2 million | Private donors Australia 14.6 million | Spain 4.8 million | Private donors Germany 3.8 million | Private donors Republic of Korea 2.8 million | Private donors USA 2.7 million | Norway 2.3 million | Malta | Luxembourg | Japan | Holy See | France | Austria | Private donors

## ■ UNEARMARKED CONTRIBUTIONS <sup>5</sup> | USD


**Private donors Spain** 83.8 million | **Norway** 80 million | **Sweden** 75.4 million | **Private donors Japan** 43.6 million | **Private donors Republic of Korea** 42.4 million | **United Kingdom** 40.4 million | **Netherlands** 36.1 million | **Denmark** 34.6 million | **Germany** 26 million | **Japan** 23.4 million | **Private donors Italy** 22.5 million | **Private donors Sweden** 21.7 million | **France** 20.2 million | **Private donors USA** 17.7 million | **Switzerland** 16.4 million | **Ireland** 12.5 million | **Belgium** 11.9 million | **Italy** 10.7 million

Algeria | Armenia | Australia | Austria | Bulgaria | Canada | Costa Rica | Cyprus | Estonia | Finland | Holy See | Iceland | Liechtenstein | Luxembourg | Malta | Mexico | Monaco | Montenegro | Morocco | New Zealand | Peru | Philippines | Portugal | Qatar | Republic of Korea | Russian Federation | Saudi Arabia | Serbia | Singapore | South Africa | Spain | Thailand | Turkey | United Arab Emirates | Uruguay | Private donors

### Notes:

1. The financial requirements for North West Cen South Europe are for the operations in Belarus, Belgium, Bulgaria, Croatia, Cyprus, Czech Republic, France, Germany, Greece, Hungary, Ireland, Malta, Netherlands, Poland, Romania, Slovak Republic, Slovenia and United Kingdom.
2. The percentage funded (81%) and total funding amount (\$176,342,548) are indicative based on the methodology described above. This leaves an indicative funding gap of \$42,114,287 representing 19% of the financial requirements.
3. Contributions to North West Cen South Europe are shown by the earmarking modality as defined in the Grand Bargain.
4. Due to their earmarking at the region, or to a related situation or theme, the other softly earmarked contributions listed are those which can potentially be used in North West Cen South Europe. Where a donor has contributed \$2 million or more, the total amount of the contributions is shown.
5. Contributed without restrictions on its use, unearmarked funding allows UNHCR critical flexibility in how best to reach refugees and other populations of concern who are in the greatest need and at the greatest risk. Where a donor has contributed \$10 million or more, the total amount of the contribution is shown.

For more information: <http://reporting.unhcr.org>

 Follow us on @UNHCRgov

# 我们的产品



## 大数据平台

国内宏观经济数据库

国际经济合作数据库

行业分析数据库

## 条约法规平台

国际条约数据库

国外法规数据库

## 即时信息平台

新闻媒体即时分析

社交媒体即时分析

## 云报告平台

国内研究报告

国际研究报告

预览已结束，完整报告链接和二维码如下：

[https://www.yunbaogao.cn/report/index/report?reportId=5\\_16792](https://www.yunbaogao.cn/report/index/report?reportId=5_16792)

