

Household Type	Households (HHs)	%
Female-Headed I	32,994	54.3%
Male-Headed HH	8,123	13.4%
Single females	5,121	8.4%
Single males	14,532	23.9%
Total HHs	60,770	100%

Avg. HH size

Location in Tanzania	Individuals	%
Nyarugusu Camp	128,840	52.3%
Nduta Camp	76,851	31.2%
Dar es Salaam (Urban)	196	0.08%
*Kigoma Villages	21,507	8.7%
*Old Settlements	18,950	7.7%
Chogo	150	0.06%
Total	246,494	100%

246,494	Persons of Concern*
60,770	Households
205,691	Camp-based population

Women & Children	78%
Children	55%

Age & Gender Breakdown

Sex	0-4	5-11	12-17	18-59	60+	Total	%
Female	25,200	24,772	17,994	51,872	3,732	123,570	50.1%
Male	25,196	25,267	18,338	50,588	3,535	122,924	49.9%
Total	50,396	50,039	36,332	102,460	7,267	246,494	100%

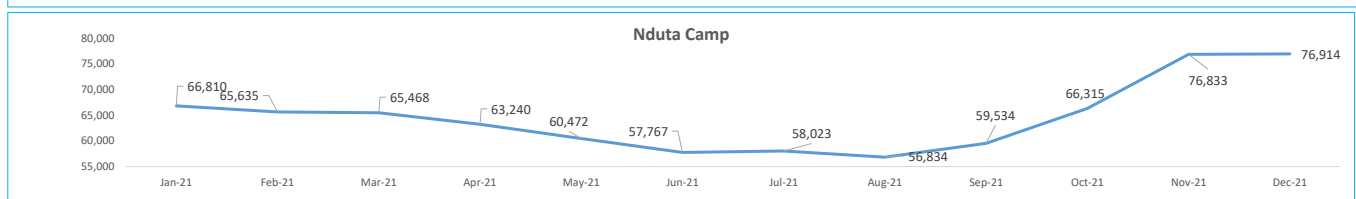
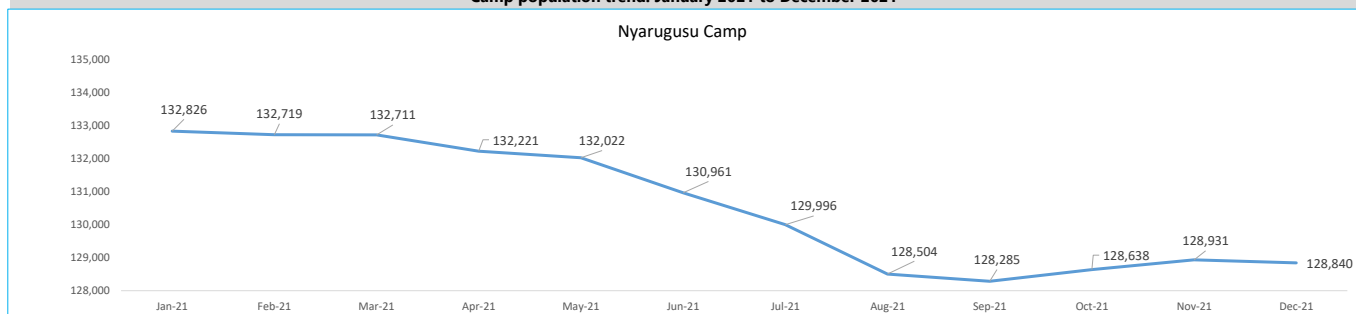
*Old Settlements does not include residual 8,300 individuals that are yet to collect their naturalization certificates.

*Old Settlements and Kigoma villages population includes only the Accepted Individuals during the 2017/18 Verification

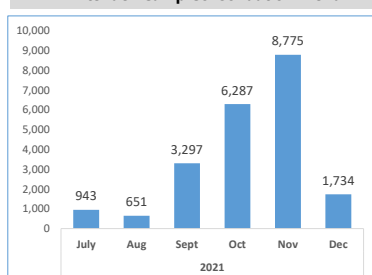
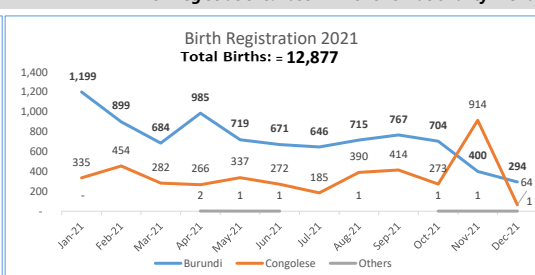
*Population of concern to UNHCR does not include the 162,000 former Burundian refugees (1972) granted citizenship by the Government of Tanzania.

Number of Individuals/Households Per Location Per Nationality

Individuals/ Households per location	Country of Origin/Location	Camp Based Population				Urban Based Population		Settlements/Rural Based Population						Total Individuals	Total Households
		Nyarugusu Camp		Nduta Camp		Dar es Salaam		Old Settlements		Kigoma Villages		Chogo			
		Individuals	Households	Individuals	Households	Individuals	Households	Individuals	Households	Individuals	Households	Individuals	Households		
	Burundi	48,972	10,783	76,803	19,686	33	13	18,917	7,840	21,507	3,742			166,232	42,064
	Others	136	51	18	7	141	71	-	-	-	-	150	66	445	195
	Total	128,840	29,325	76,851	19,701	196	89	18,950	7,847	21,507	3,742	150	66	246,494	60,770

Camp population trend: January 2021 to December 2021

Population Movement and Change

Population	Beginning December	Increase				Total Increase	Decrease							Total Decrease	EOM December
		Births	Re-Activations for VoIRep	Re-activations for Protection	New registrations for VoIRep		VolRep	Resettlement	Death	No Show	Spontaneous departure	Family reunification	Other		
Burundi	166,261	294	-	9	-	303	310	3	19	-	-	-	-	332	166,232
Congolese	79,861	64	-	2	-	66	-	38	72	-	-	-	-	110	79,817
Others	445	1	-	-	-	1	-	-	-	-	-	-	1	1	445
Total	246,567	359	-	11	-	370	310	41	91	-	-	-	1	443	246,494

Mtendeli Camp Consolidation Trend

Birth Registrations: Last 12 Month's Nationality Trends

Current month Camp population reduction

Camp	Start December	End December	Net Reduction
Nduta	76,833	76,851	18
Nyarugusu	128,931	128,840	-91
Total	205,764	205,691	-73

2021 Commulative camp population reduction

Camp	Start Jan 2021	End Dec 2021	Net Reduction
Nduta	66,938	76,851	9,913
Nyarugusu	132,447	128,840	-3,607
Total	199,385	205,691	6,306

我们的产品



大数据平台

国内宏观经济数据库

国际经济合作数据库

行业分析数据库

条约法规平台

国际条约数据库

国外法规数据库

即时信息平台

新闻媒体即时分析

社交媒体即时分析

云报告平台

国内研究报告

国际研究报告

预览已结束，完整报告链接和二维码如下：

https://www.yunbaogao.cn/report/index/report?reportId=5_16705

