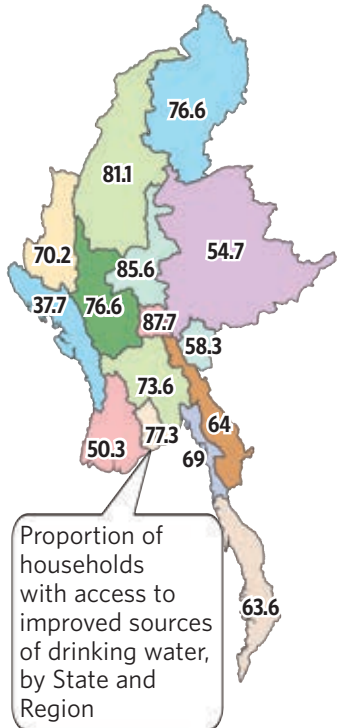




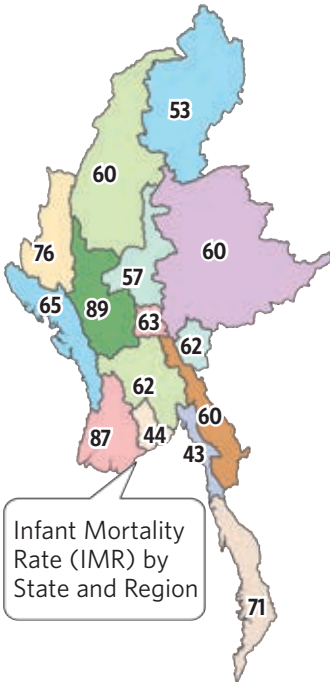
### Drinking water

87.7% of all household's main source of drinking water is classified as an improved water source. At the Union level the figure is lower at 69.5%.



### Childhood mortality

In Nay Pyi Taw Union Territory, 63 out of 1,000 infants die before their first birthday (Infant Mortality Rate IMR), which is slightly higher than the Union level IMR of 62.



### Sanitation

87.2% of all households have toilets that are classified as improved sanitation facilities. At the Union level the figure is lower at 74.3%.



The Under-5 Mortality Rate for Nay Pyi Taw Union Territory is 73 deaths per live births, again higher than the Union level rate of 72.

### Life expectancy



A person in Nay Pyi Taw Union Territory lives on average until the age of 66.6 years; the Union level life expectancy is 66.8 years.



### Housing amenities

42.6% of households use electricity as their main source of energy for lighting; there are wide disparities between State/Region and urban and rural areas. At the Union level it is 32.4%.



53.8% of households use firewood as their main source of energy for cooking. At the Union level it is 69.2%.



### Myanmar Map with States/Regions



# 2014 Myanmar Population and Housing Census

## A Changing Population:

### Nay Pyi Taw Union Territory Figures at a Glance

May 2015



### Nay Pyi Taw Union Territory Figures at a Glance

#### Population (March 2014)

Total	1,160,242
Male	565,155 (48.7%)
Female	595,087 (51.3%)
Sex ratio	95 males per 100 females
Urban	375,189 (32%)
Rural	785,053 (68%)
% of total population	2.3%

Population Density 164.4 persons per Km<sup>2</sup>



### The Main Census Results can be downloaded at:

[www.dop.gov.mm](http://www.dop.gov.mm)

or <http://myanmar.unfpa.org/census>



Department of Population,  
Ministry of Immigration and Population  
with technical support from UNFPA

# The population of Nay Pyi Taw Union Territory



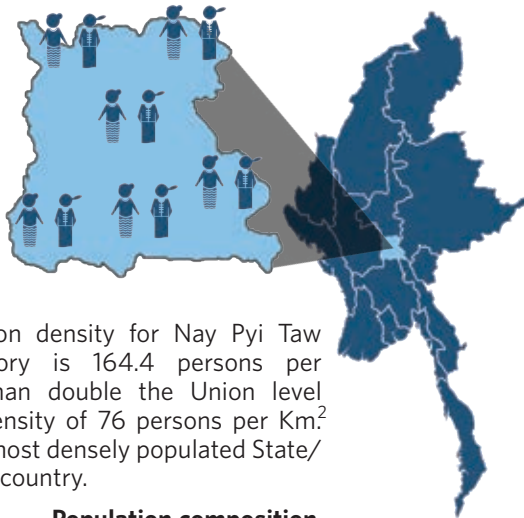
2014

1,160,242



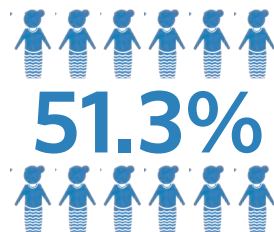
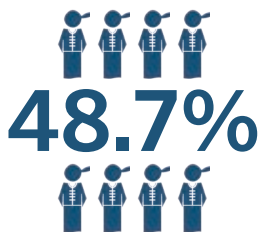
Nay Pyi Taw Union Territory was created in 2006; it was formerly part of Mandalay Region, hence its absence in previous censuses. In 2014, the population was 1,160,242. The population of Nay Pyi Taw Union Territory is among the lowest in the country. It ranks thirteenth in population size when compared with other States/Regions in the country.

## Population density



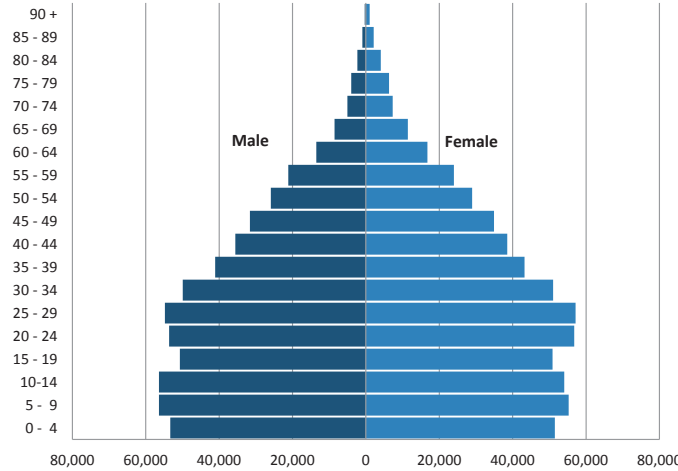
The population density for Nay Pyi Taw Union Territory is 164.4 persons per Km<sup>2</sup> more than double the Union level population density of 76 persons per Km<sup>2</sup>. It is the fifth most densely populated State/Region in the country.

## Population composition



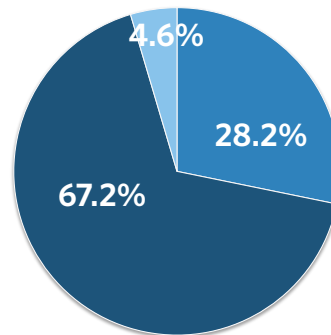
48.7% of the population are male and 51.3% are female.

## Population Pyramid of Nay Pyi Taw Union Territory, 2014



The population pyramid for Nay Pyi Taw Union Territory in 2014 displays a near-stationary type of population structure with almost equal proportions of age groups below 30 years (except older age groups). The Nay Pyi Taw pyramid shows a large proportion of population in the economically active age groups (15 - 64), with most of it concentrated between the ages of 15 - 39.

## Proportion of broad age groups in the total population



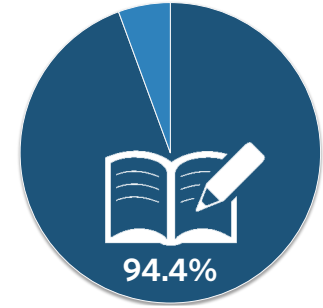
The population can be divided into three broad age groups, those less than 15 years (Child population), 15-64 years (Productive age), and 65 years and over (Aged population).

- Under 15 years
- 15-64 years
- 65 years and over



## Dependency Ratio

In Nay Pyi Taw Union Territory the Total Dependency Ratio was 48.8 in 2014. The dependency ratio measures the pressure on the productive population. The Total Dependency Ratio at the Union Level was 52.5 in 2014.



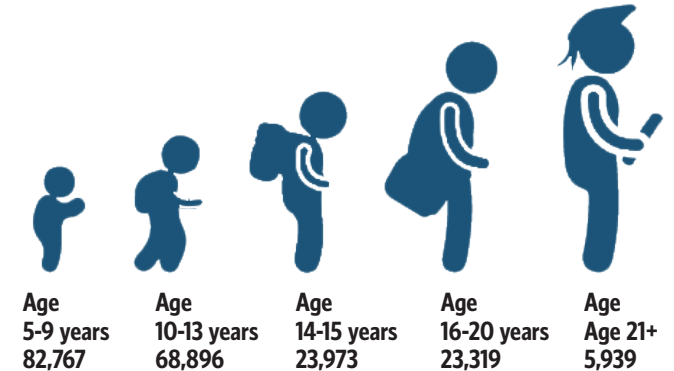
## Literacy

Out of 758,394 people aged fifteen years and over, 716,067 reported that they were able to read and write. The literacy rate for Nay Pyi Taw Union Territory is 94.4%, higher than the Union literacy rate of 89.5%. Literacy rates are higher for males (98%) than females (91.4%).



## School attendance

Out of a population of 970,964 persons aged 5 years and over living in conventional households, 204,894 are currently attending school.



## Labour force participation rate

69.8% of all people who are of working age (15-64) were in the labour force. The proportion of males in the labour force is higher (87.1%) than females (53.7%).



## Housing conditions

75.9% of households in Nay Pyi Taw own their house; the Union Level figure is 85.5%.

# 我们的产品



## 大数据平台

国内宏观经济数据库

国际经济合作数据库

行业分析数据库

## 条约法规平台

国际条约数据库

国外法规数据库

## 即时信息平台

新闻媒体即时分析

社交媒体即时分析

## 云报告平台

## 数据智慧平台

企业智慧 品牌口碑分析工具 助力创业者智能决策

预览已结束，完整报告链接和二维码如下：

[https://www.yunbaogao.cn/report/index/report?reportId=5\\_19849](https://www.yunbaogao.cn/report/index/report?reportId=5_19849)

