



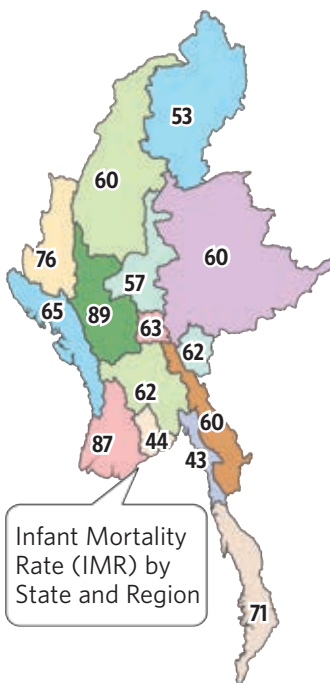
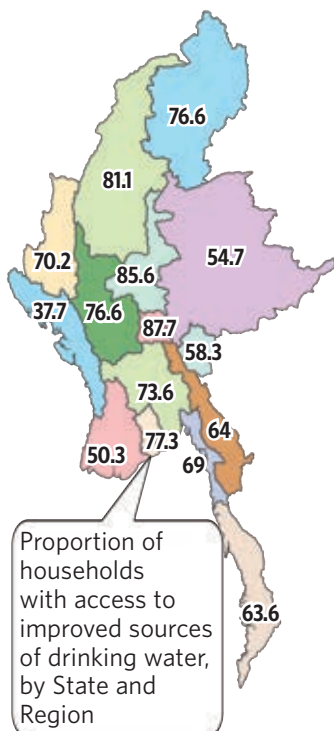
Drinking water

63.6% of all household's main source of drinking water is classified as an improved water source. At the Union level it is higher at 69.5%.



Childhood mortality

In Tanintharyi Region, 71 out of 1,000 infants die before their first birthday (Infant Mortality Rate IMR), higher than the Union level IMR of 62.



Sanitation

66.6% of all households have toilets that are classified as improved sanitation facilities. At the Union level the figure is higher at 74.3%.



The Under-5 Mortality Rate for Tanintharyi Region is one of the highest in the country. 84 children die before reaching their fifth birthday. At the Union level it is 72.

Life expectancy



A person in Tanintharyi Region lives on average until the age of 64.7 years, lower than the Union life expectancy of 66.8 years.



Housing amenities

Only 8% of households use electricity as their main source of energy for lighting; there are wide disparities between State/Region and urban and rural areas. At the Union level it is considerably higher at 32.4%.



52.1% of households use firewood as their main source of energy for cooking. At the Union level it is 69.2%.



Myanmar Map with States/Regions



2014 Myanmar Population and Housing Census

A Changing Population: Tanintharyi Region Figures at a Glance

May 2015



Tanintharyi Region Figures at a Glance

Population (March 2014)

Total	1,408,401
Male	700,619 (49.8%)
Female	707,782 (50.2%)
Sex ratio	99 males per 100 females
Urban	338,419 (24%)
Rural	1,069,982 (76%)
% of total population	2.7%

Population Density 32.5 persons per Km²



The Main Census Results
can be downloaded at:

www.dop.gov.mm

or <http://myanmar.unfpa.org/census>



Department of Population,
Ministry of Immigration and Population
with technical support from UNFPA

How has the population of Tanintharyi Region changed between 1973, 1983 and 2014?



2014 1,408,401



1983 917,247



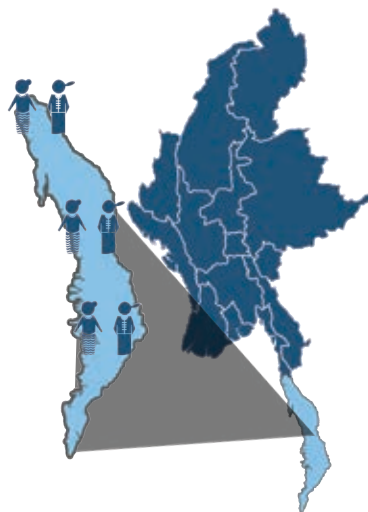
1973 719,441



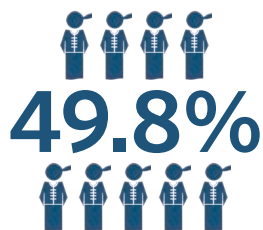
The population of Tanintharyi Region ranks twelfth in size when compared with other States/Regions in the country.

Population density

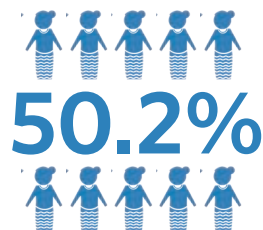
Tanintharyi Region is one of the least densely populated States/Regions in the country with 32.5 persons per Km². The Union level population density is 76 persons per Km².



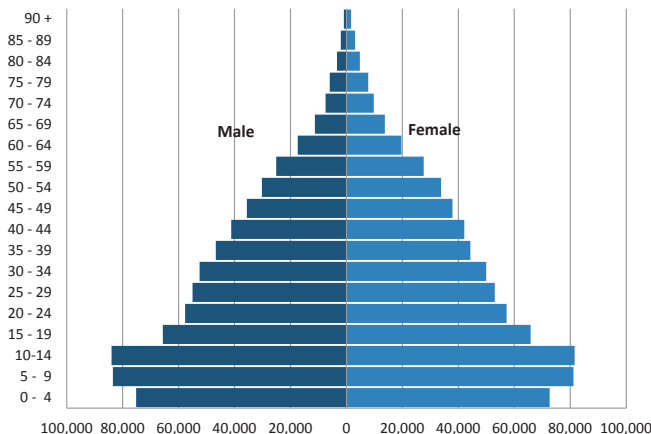
Population composition



49.8% of the population are male and 50.2% are female.

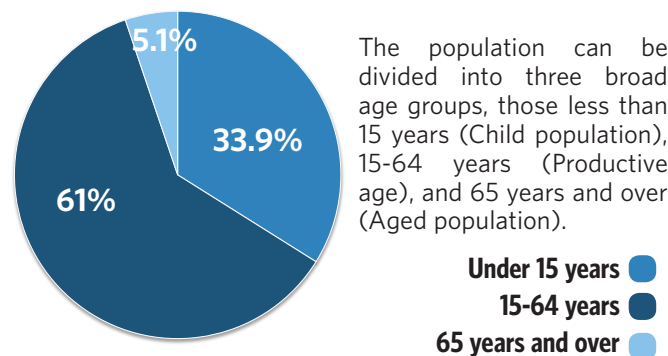


Population Pyramid of Tanintharyi Region, 2014



The population pyramid for Tanintharyi Region in 2014 is pot-shaped; a similar shape to the Union population pyramid. This shape illustrates a declining proportion of children in the population and a bulge in the population aged 5-14 years.

Proportion of broad age groups in the total population

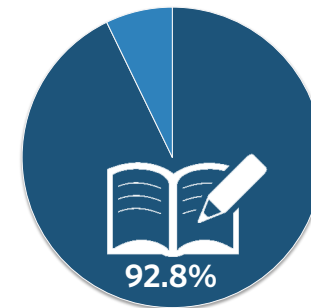


The population can be divided into three broad age groups, those less than 15 years (Child population), 15-64 years (Productive age), and 65 years and over (Aged population).



Dependency Ratio

In Tanintharyi Region the Total Dependency Ratio was 64.1 in 2014. The dependency ratio measures the pressure on the productive population. The Total Dependency Ratio at the Union Level was 52.5 in 2014.



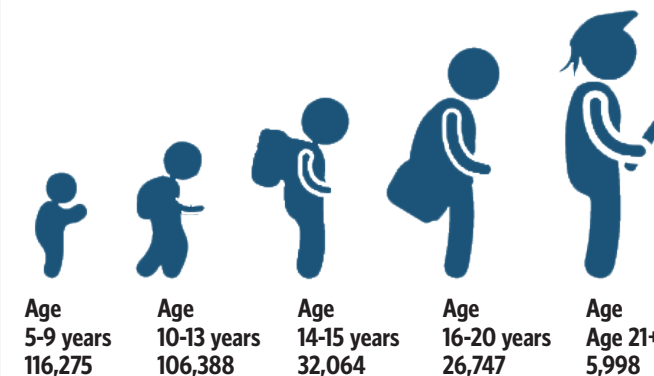
Literacy

Out of 881,630 people aged fifteen years and over, 817,822 reported that they were able to read and write. The literacy rate for Tanintharyi Region is 92.8%, higher than the Union literacy rate of 89.5%. Literacy rates are higher for males (94.5%) than females (91.2%).



School attendance

Out of a population of 1,205,747 persons aged 5 years and over living in conventional households, 287,472 are currently attending school.



Labour force participation rate

64.2% of all people who are of working age (15-64) were in the labour force. The proportion of males in the labour force is considerably higher (86.3%) than females (42.3%).



Housing conditions

77% of households in Tanintharyi Region own their house, lower than the Union Level figure of 85.5%.

我们的产品



大数据平台

国内宏观经济数据库

国际经济合作数据库

行业分析数据库

条约法规平台

国际条约数据库

国外法规数据库

即时信息平台

新闻媒体即时分析

社交媒体即时分析

云报告平台

数据智慧平台

数据智慧 数据智慧平台 数据智慧平台

预览已结束，完整报告链接和二维码如下：

https://www.yunbaogao.cn/report/index/report?reportId=5_19848

