

# **Reduction of child and maternal mortality in South-East Asia Region**

## **WHO-SEARO**

# Progress in MDG 4 in SEAR

Country	Under 5 Mortality 2010	Target U5MR MDG 4	Status MDG4: Reduction of U5MR by two thirds UNESCAP Report 2011-2012	Infant Mortality 2010	Measles immunization coverage 2008 (DHS/MICS)
Bangladesh	48	50	ON TRACK	38	89
Bhutan	56	55	ON TRACK	44	99
DPR Korea	33	15	SLOW	26	98
India	63	38	SLOW	48	71
Indonesia	35	28	ON TRACK	27	82
Maldives	15	34	ACHIEVED	14	98
Myanmar	66	37	SLOW	50	87
Nepal	50	47	ON TRACK	41	79
Sri Lanka	17	11	SLOW	14	96
Thailand	13	11	ON TRACK	11	98
Timor-Leste	55	56	ACHIEVED	46	70

# Progress in MDG 5 in SEAR

Country	MMR 1990	MMR 2008	% reduction	Progress
Bangladesh	870	340	61% (5.3% per year)	Making progress
Bhutan	940	200	79% (8.6% per year)	On track
DPR Korea	270	250	7% (0.4% per year)	Insufficient progress
India	570	230/212*	59% (4.9% per year)	Making progress
Indonesia	620	240	62% (5.4% per year)	Making progress
Maldives	510	37	93% (14.6% per yr)	On track
Myanmar	420	240	43% (3.1% per year)	Making progress
Nepal	870	380	56% (4.6% per year)	Making progress
Sri Lanka	91	39	58% (4.8% per year)	
Thailand	50	48	4% (0.2% per year)	
Timor Leste	650	370	43% (3.2% per year)	Making progress


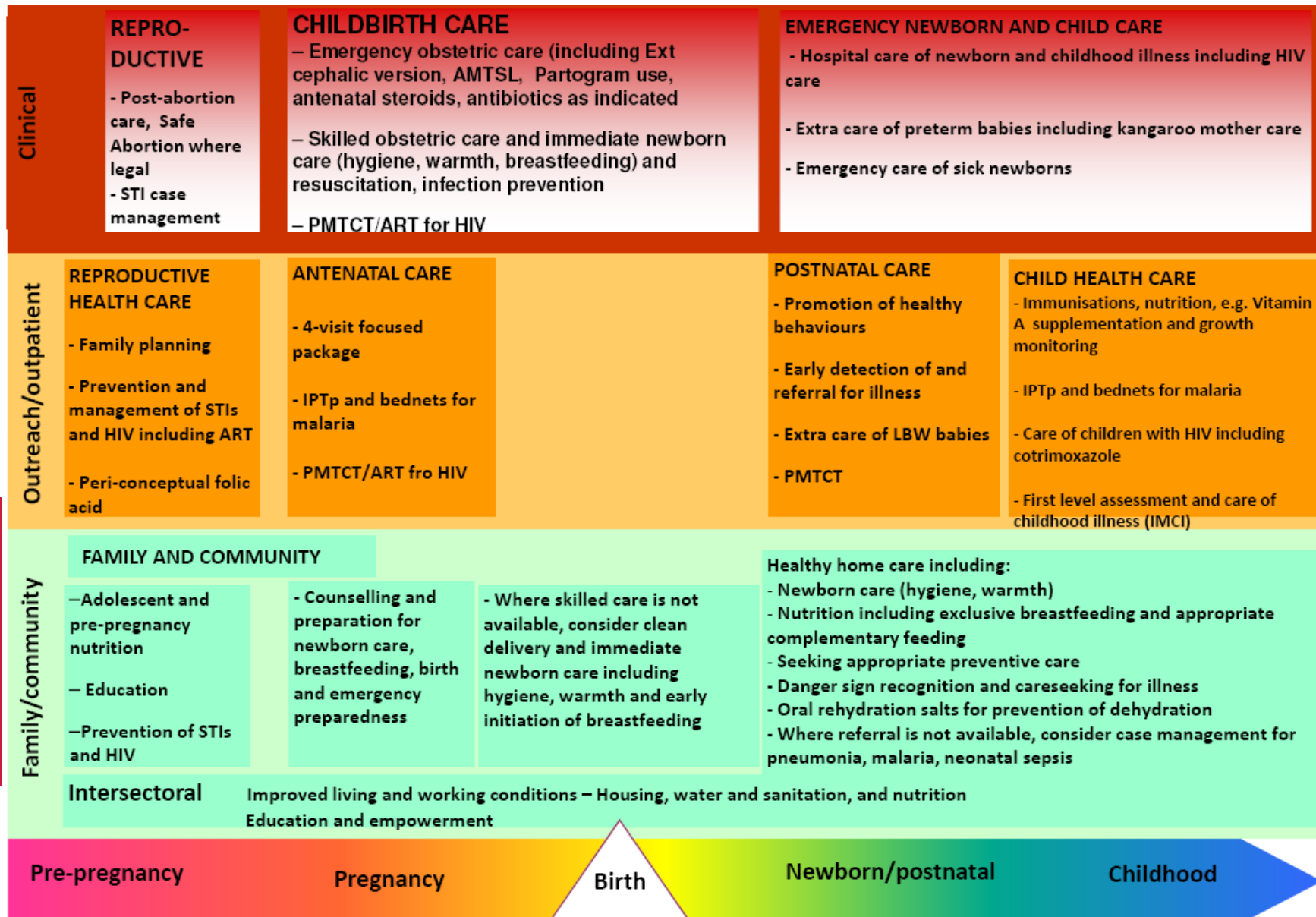
# Challenges in SEAR

- Region is not on track for achievement of MDG 4 and 5
  - Most of the maternal and child deaths are preventable**
- Wide disparities exist among countries and within the countries: **'To reach the unreached'**
- Coverage and quality of evidence-based interventions needs to be quickly expanded across the life course and continuum of care
- Health system issues:
  - **Low public health expenditure**
  - **Shortage of human resource and commodities**
  - **Poor governance, monitoring and supervision**
- Need to address broader social and economic determinants

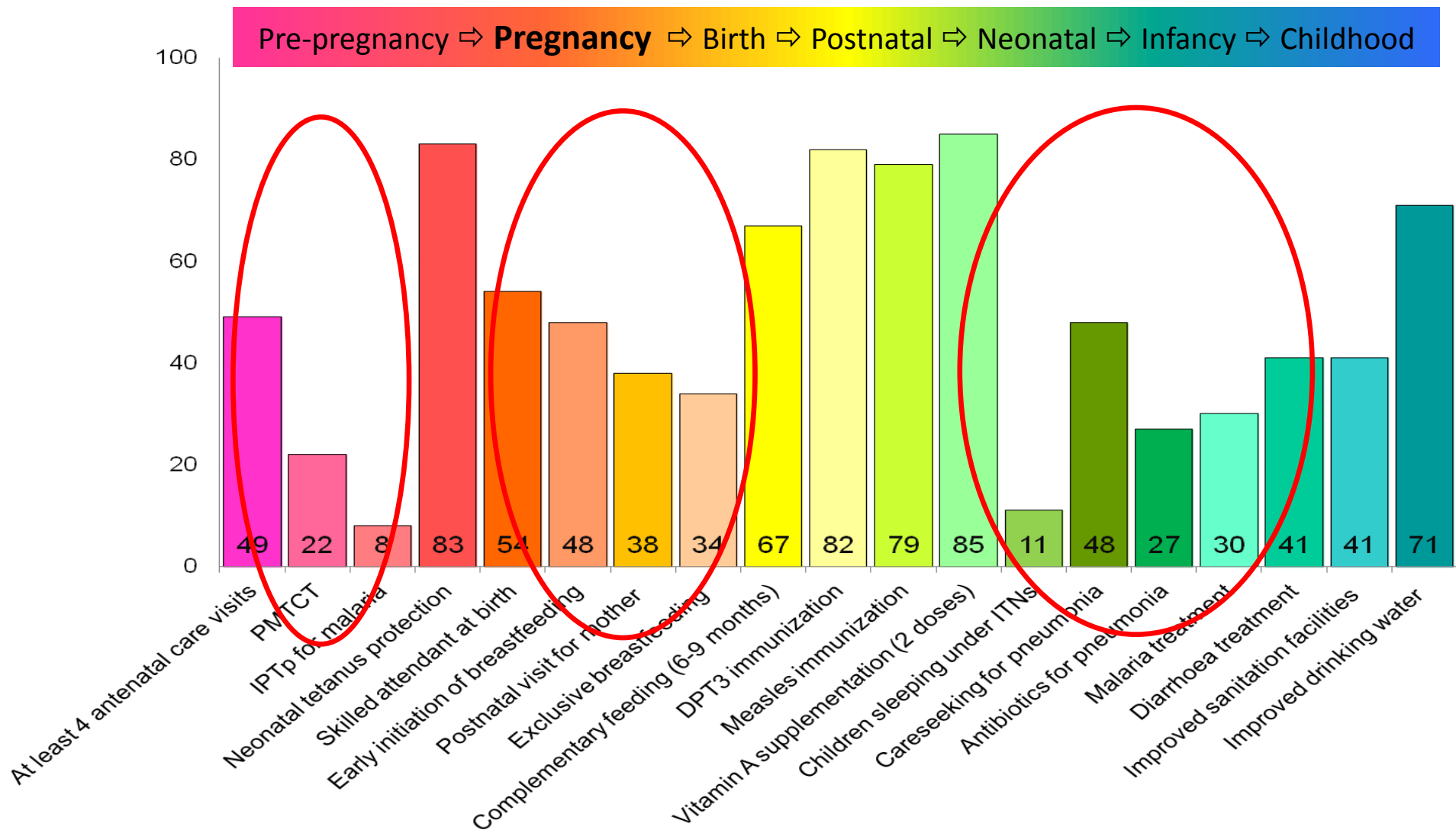
**Interventions for MNCH are well known... but**

**Coverage remains low**

# Global Consensus MNCH interventions & Packages

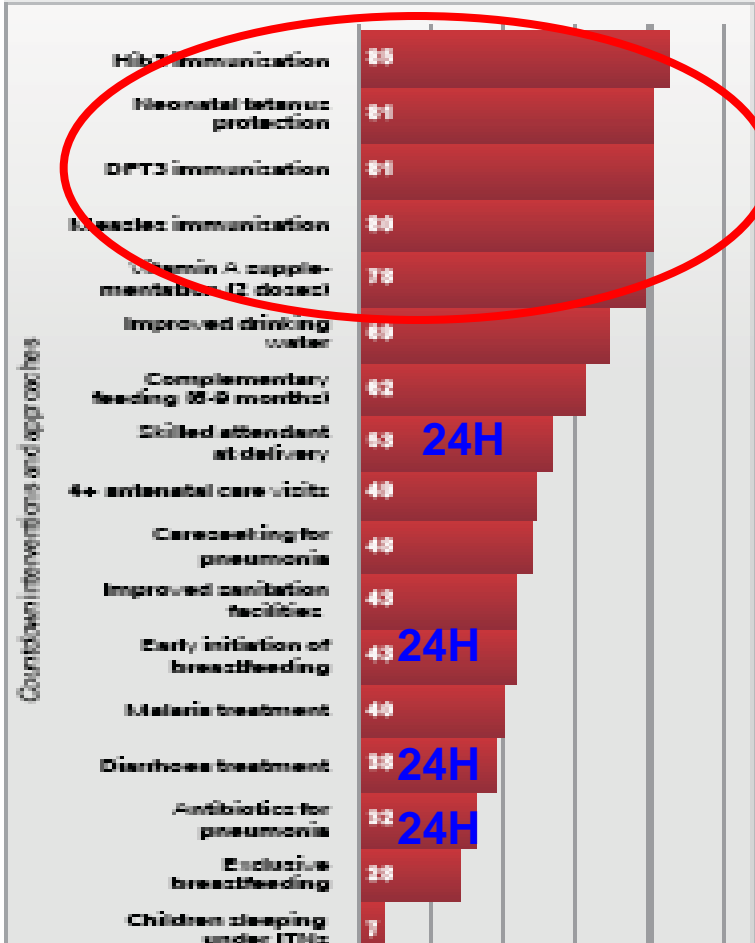


# But coverage is uneven...



*Median national coverage levels for 19 Countdown interventions and approaches, most recent estimate since 2000*

# Uneven coverage patterns across interventions



■ Of 18 life-saving interventions, only vaccinations are reaching 80% coverage

■ Interventions able to be scheduled have higher coverage than those needing functional health systems and 24-hour service availability (24H)

预览已结束，完整报告链接和二维码如下：

[https://www.yunbaogao.cn/report/index/report?reportId=5\\_7776](https://www.yunbaogao.cn/report/index/report?reportId=5_7776)

