



DEVELOPMENT OF INTEGRATED TRANSPORT AND LOGISTIC SYSTEM IN ASEAN COUNTRIES AND PACIFIC SUBREGION

21st – 23rd NOV. 2012

PRESENTATION OUTLINE

- Background
- Fiji Transport Sector Growth
- Shipping Routes in the Pacific
- Foreign Shipping Lines
- Port Activities
- Conclusion

BACKGROUND (Continue)

- ▶ **Population** : 944,720 people
Fijians (52%)
Indians(42%)
Others (6%)
- ▶ **Land Area** : 18,300square
kilometers
- ▶ **Land Ownership** :
 - (i) Native Communal Ownership (80%)
 - (ii) Government Ownership (8%)
 - (iii) Freehold Lands (12%)

FIJI COUNTRY REPORT

Populated Islands	:	100 islands populated out of total 332 islands
Maritime Area (EEZ)	:	1.3million square kilometers of Ocean
GDP	:	F\$4.5billion or US\$2.3billion
GDP per Capita	:	US\$5,900
Exports	:	US\$719.6million (fob)

Major Exports

- (i) Sugar – F\$120million**
- (ii) Tourism – F\$500million**
- (iii) Fisheries – F\$30million**
- (iv) Minerals – F\$40million**

FIJI COUNTRY REPORT

Imports : US\$1.462billion (cif)

Major Imports

- (i) Oil : F\$1.0billion
- (ii) Food : F\$100million
- (iii) Plants/Machinery Vehicles: \$100million

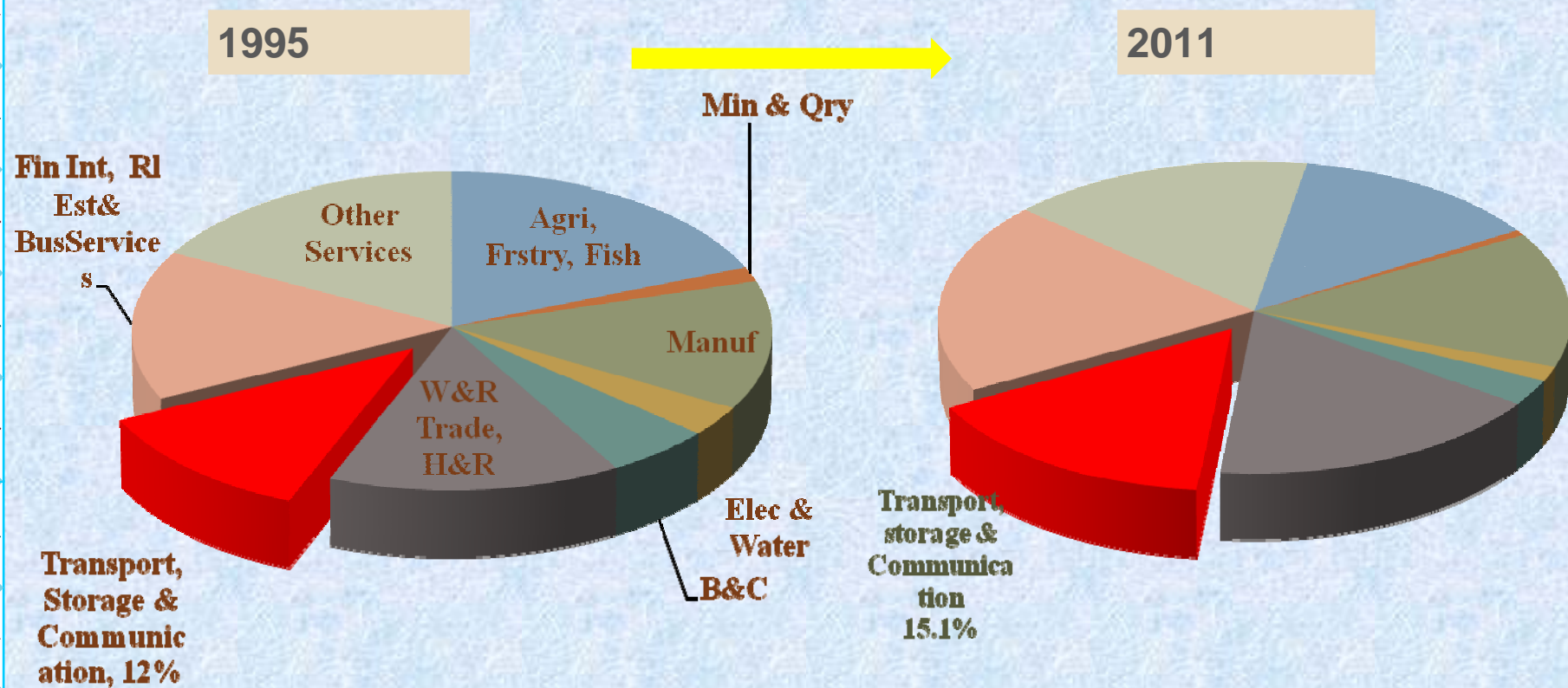
Trading Partners : Australia, USA, UK, New Zealand, Singapore, Pacific Islands and Asia.

Business Sector

- (i) Limited Liability Co. : 18,862
- (ii) Partnership : 21,718
- (iii) Sole Trader : 76, 212

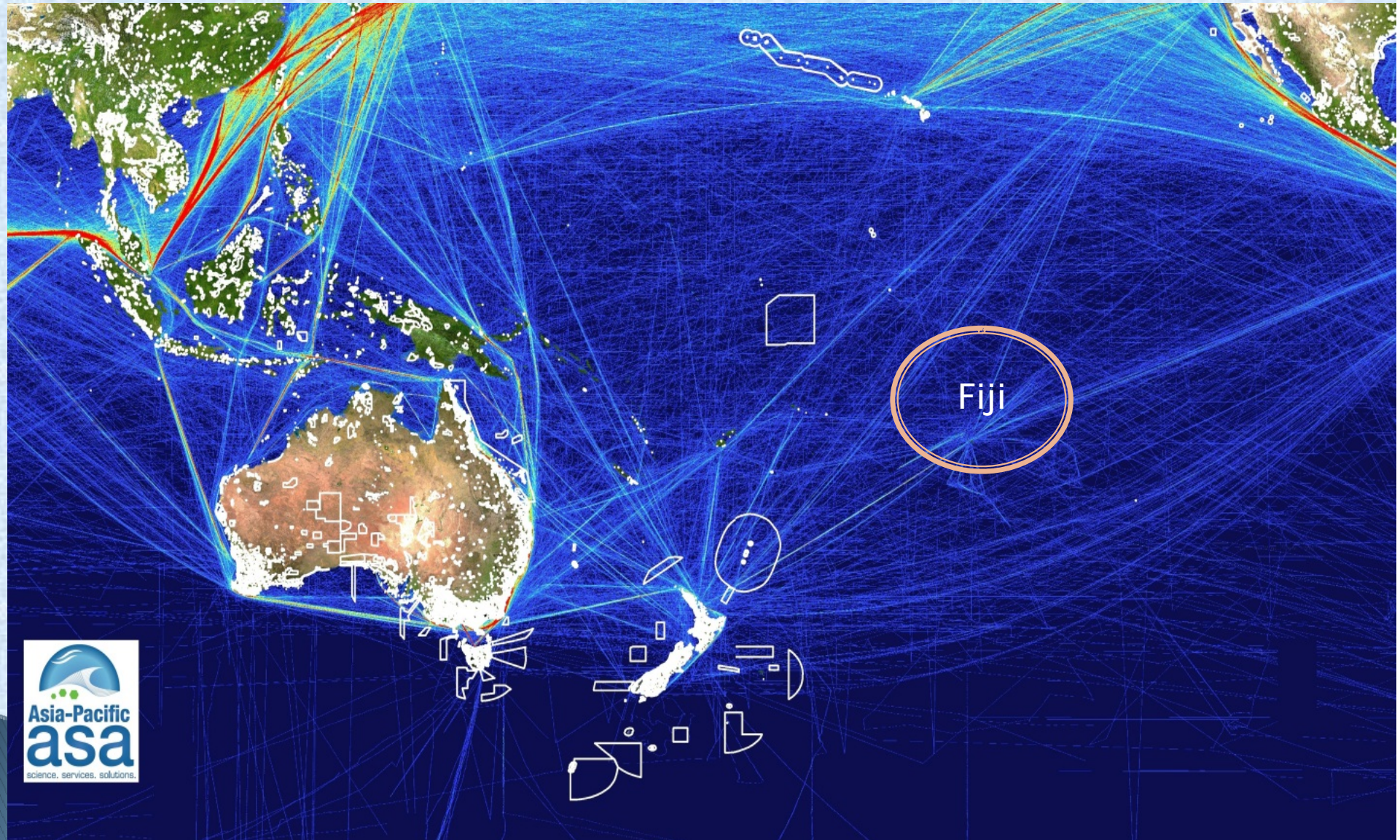
TOTAL : \$116,792

AS A SHARE OF GDP

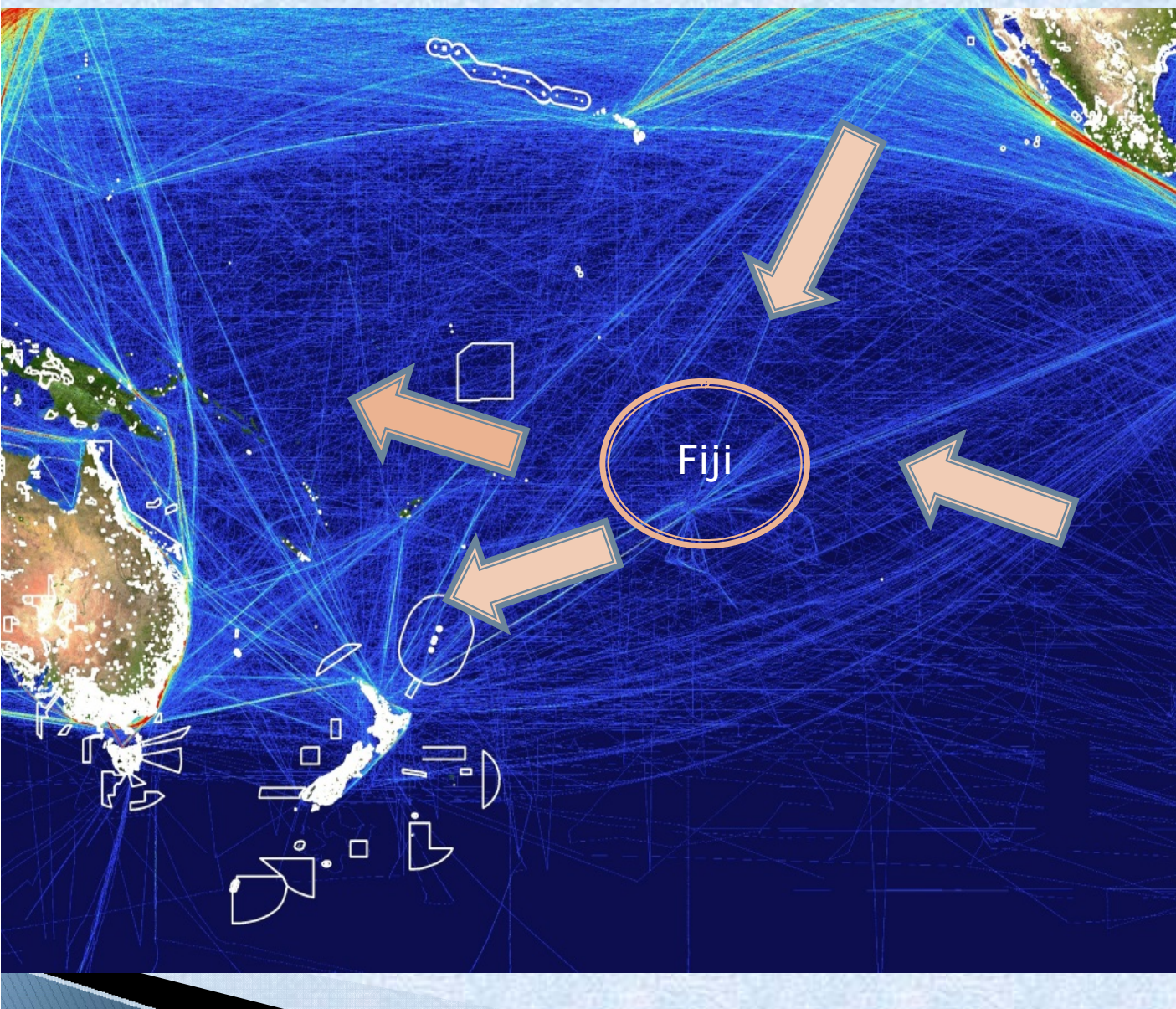


- In terms of contribution to GDP, the transport & storage sector has increased over the last 16 years.

PACIFIC SHIPPING ROUTES IN A SNAP SHOT



STRATEGIC LOCATION - HUB OF THE PACIFIC



预览已结束，完整报告链接和二维码如下：

https://www.yunbaogao.cn/report/index/report?reportId=5_7233

