

National Food Security of Sri Lanka: Past, present, strategies, achievements and challenges



Nimal Dissanayake
Additional Secretary (Development)
Ministry of Agriculture
Sri Lanka

Food Security..

- When all people at all times , have physical, social and economic access to sufficient , safe and nutritious food to make their dietary needs and food preferences for an active and healthy life ..(Clay, 2002)



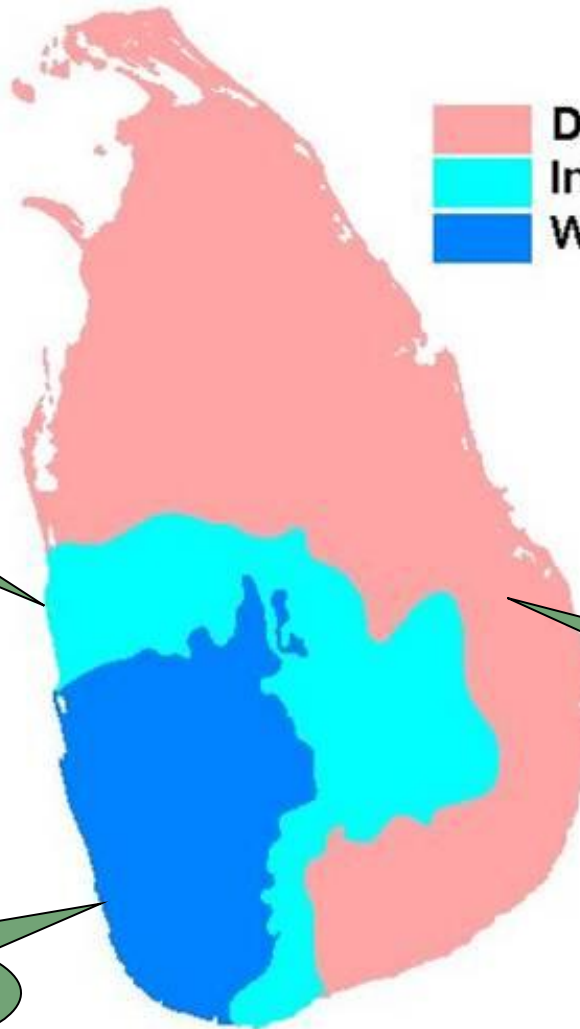
Three Major Climatic Zones of Sri Lanka



IZ
RF 1750-2500 mm



WZ
RF > 2500 mm



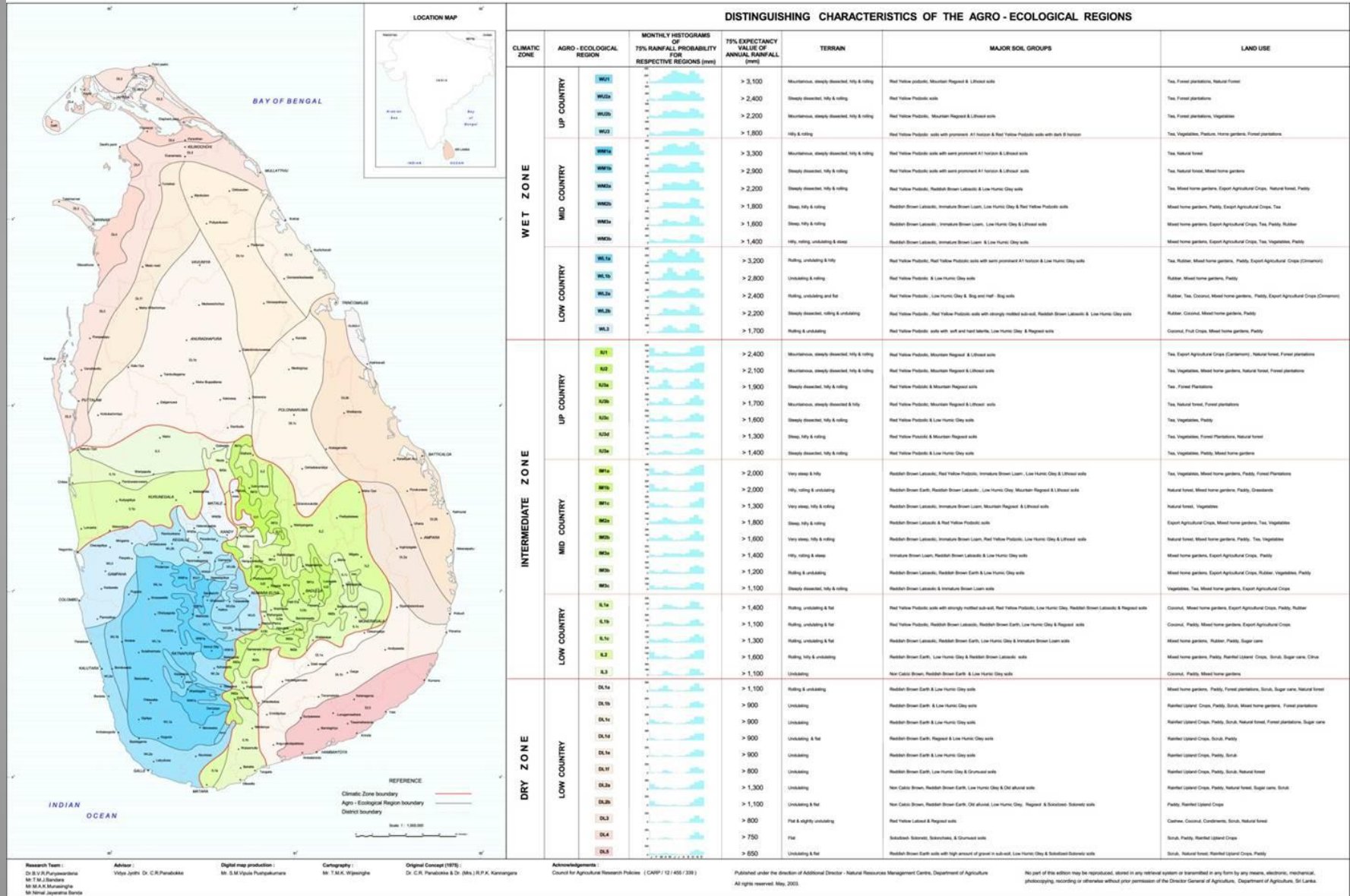
Dry Zone
Intermediate Zone
Wet Zone



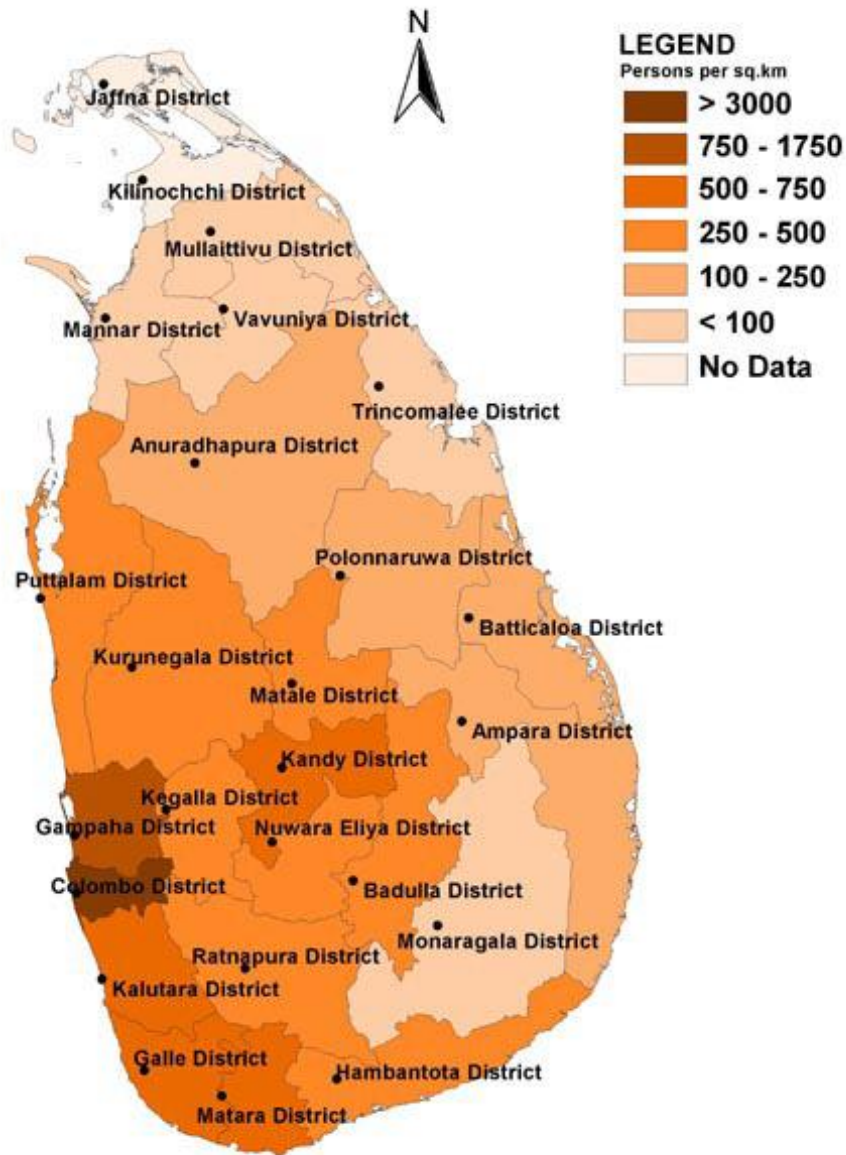
DZ
RF < 1750 mm

Agro-Ecological Zones based on Elevation, Rainfall, Soil Type

AGRO - ECOLOGICAL REGIONS OF SRI LANKA



POPULATION DENSITY



50 0 50 100 Miles

Sri Lanka: basic statistics related to food security

- Population: 20 + million
- Population density (2012) 325/Sq. km (54th)
- Average food ratio (2009): 30-60%
- Average household income (2009) – mean 3300 us \$, median – 2200 us \$
- Labor force in Agriculture: 60%
- Lowland paddy extent : 0.82 million ha
- Highland for other food crops 1.2 million ha

Sri Lanka : basic statistics related to food security

- Income distribution (Gini coefficient of household income 2009-2010) : 0.49
- Average daily kilo calorie intake (2010): 2200
- Poverty head count index (2010): 8.9
- Population growth rate: 1%
- Per capita income rise 10-15%

Household Monthly Food Expenditure (%)

Major food category	Sri Lanka (%)	Urban (%)	Rural (%)	Estate (%)
Cereals	19.8	14.0	20.2	31.7
Prepared foods	10.6	15.5	10.0	5.9
Pulses	4.2	3.6	4.2	6.6
Vegetables	7.6	6.3	7.8	8.0
Meat	3.9	5.4	3.7	3.2
Fish	8.4	9.8	8.4	3.5
Dried Fish	3.8	2.6	4.1	2.6
Coconut	4.8	3.6	5.1	4.2
Condiments	9.0	8.1	9.2	9.4
Milk & Milk foods	8.1	11.0	8.0	6.6

预览已结束，完整报告链接和二维码如下：

https://www.yunbaogao.cn/report/index/report?reportId=5_6884

