



ASIA-PACIFIC RESEARCH AND TRAINING NETWORK ON TRADE
ARTNeT CONFERENCE

ARTNeT Trade Economists' Conference

Trade in the Asian century - delivering on the promise of economic prosperity
22-23rd September 2014

Parallel Session 7:
Regional integration



ARTNeTonline



@ARTNeTtrade

www.artnetontrade.org





A way out of preferential deals

Jayant Menon

Lead Economist (Trade and Regional Cooperation)
Office of Regional Economic Integration
Asian Development Bank

<jmenon@adb.org>

The views expressed in this presentation are those of the author and do not necessarily reflect the views and policies of the Asian Development Bank, or its Board of Governors or the governments they represent.



Outline

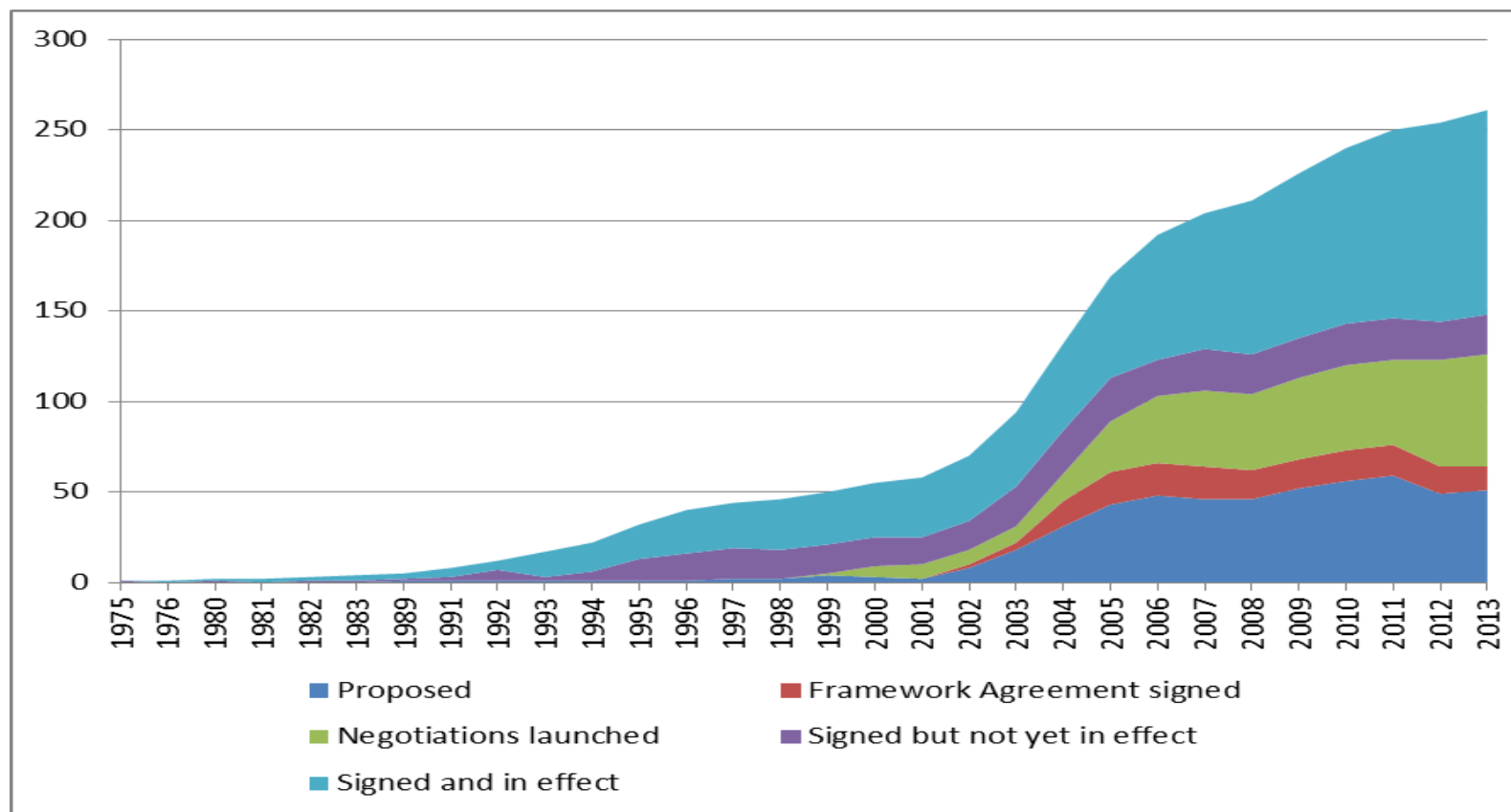
- State of Play- FTAs proliferation
- How much trade is, or will, be covered?
- How much trade travels preferentially?
- FTAs and NTBs - the right instrument?
- The Way Forward



State of Play - FTAs proliferation

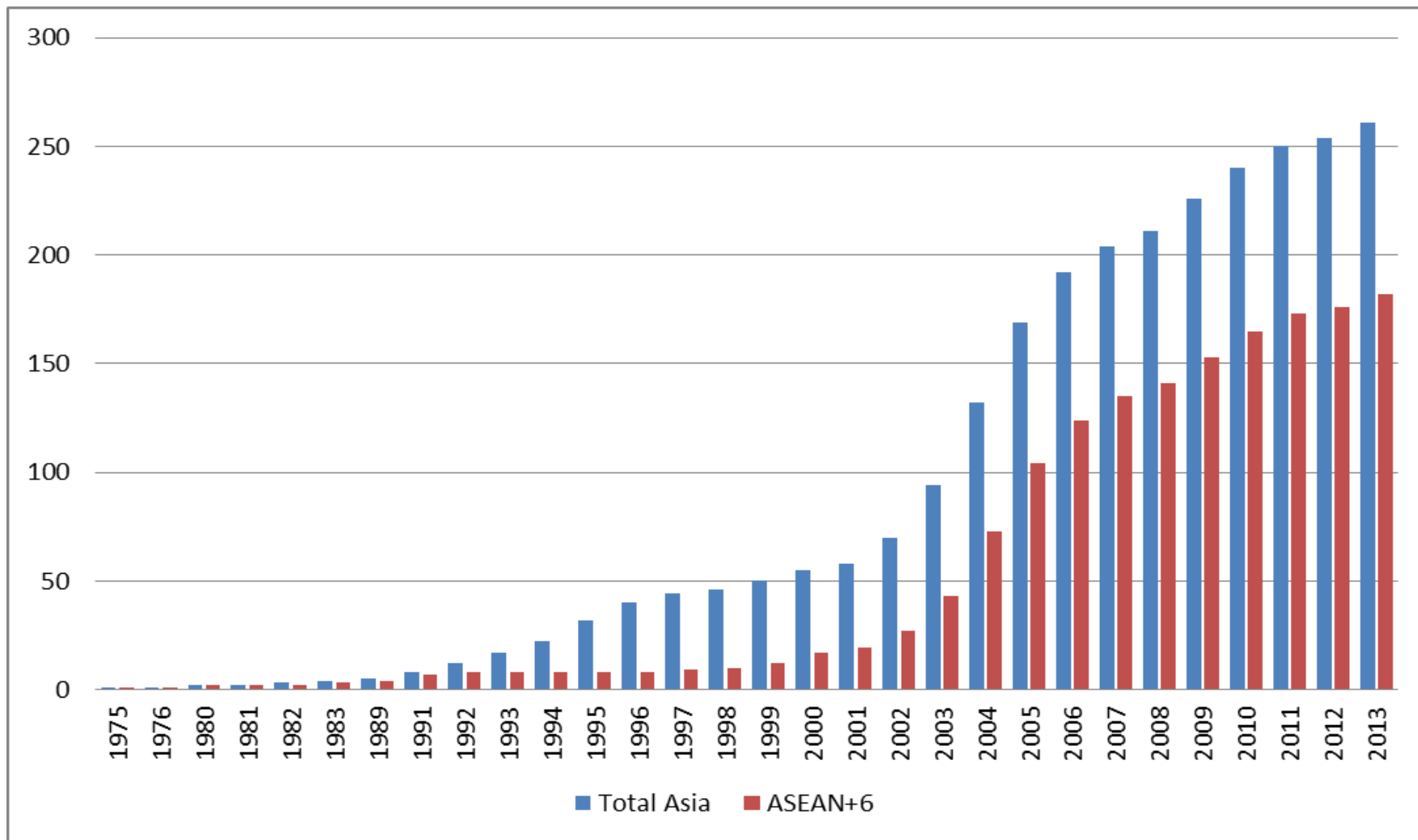
- Asia-Pacific party to 113 ratified FTAs, with more being negotiated
- How many FTAs do we need?
- Most bilateral, with 2 mega proposals
- Most involve ASEAN+6 countries

FTAs by Status—Total Asia (cumulative), selected years



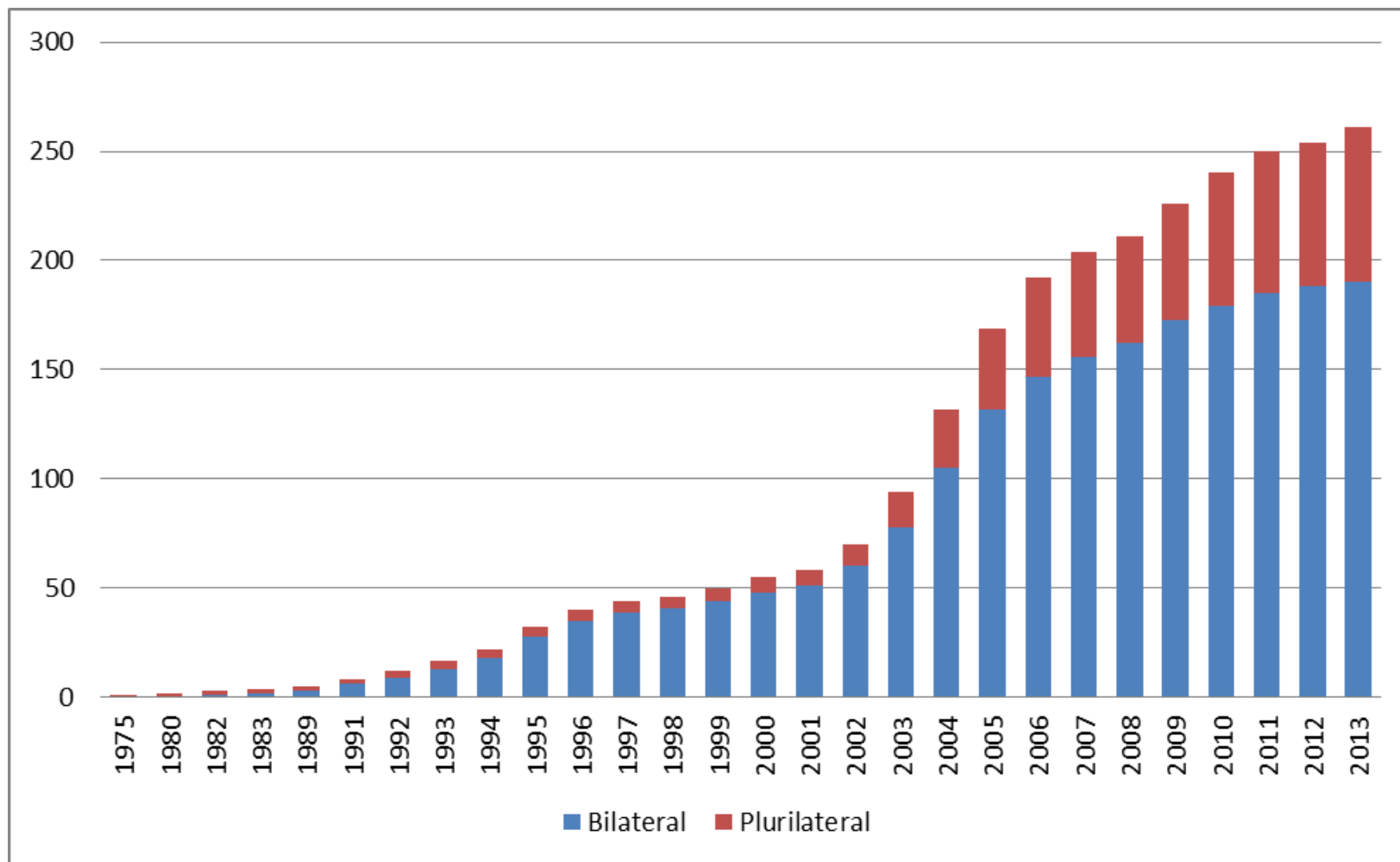
Proposed: Parties consider an FTA, with the governments or relevant ministries issuing a joint statement on its desirability or establishment of a joint study group/joint task force for the conduct of feasibility studies. **Framework Agreement signed:** The parties initially negotiate the contents of a framework agreement (FA), which serves as a framework for future negotiations. **Negotiations launched:** The parties, through the relevant ministries, declare the official launch of negotiations or set the date for such, or start the first round of negotiations. **Signed but not yet in effect:** Parties sign the agreement after negotiations have been completed. However, the agreement has yet to be implemented. **Signed and in effect:** Provisions of FTA come into force, after legislative or executive ratification.

FTAs—Total Asia and ASEAN+6 (cumulative), selected years



Source: ARIC FTA database (as of July 2013), Asian Development Bank.

FTAs by Scope—Total Asia (cumulative), selected years



Source: ARIC FTA database (as of July 2013), Asian Development Bank.

Bilateral FTAs within ASEAN+6

Country	Proposed	Under Negotiation or Signed but not yet in effect	Signed and in effect	Total Number of FTAs
Australia (AUS)		JPN; IND; INO; KOR; PRC	NZ; MAL; SIN; THA	9
Brunei Darussalam (BRU)			JPN	1
China, P.R. (PRC)	IND	AUS, KOR	NZ; SIN; THA	6
India (IND)	PRC	AUS; INO; NZ; THA	JPN; KOR; MAL; SIN	9
Indonesia (INO)		AUS; IND; KOR	JPN	4
Japan (JPN)	KOR; NZ	AUS	BRU; IND; INO; MAL; PHI; SIN; THA; VIE	11
Korea, Rep. (KOR)	JPN; MAL; THA	AUS; INO; NZ; PRC; VIE	IND; SIN	10
Lao PDR (LAO)			THA	1
Malaysia (MAL)	KOR		AUS; IND; JPN; NZ	5
New Zealand (NZ)	JPN	IND; KOR	AUS; MAL; PRC; SIN; THA	8

预览已结束，完整报告链接和二维码如下：

https://www.yunbaogao.cn/report/index/report?reportId=5_5071

