

Asia Pacific Trade Facilitation Forum 2014

24 – 25 September 2014, BITEC
Bangkok, Thailand



Trade facilitation and logistics performance in Thailand



Ruth Banomyong (PhD)
Centre for Logistics Research
Thammasat University

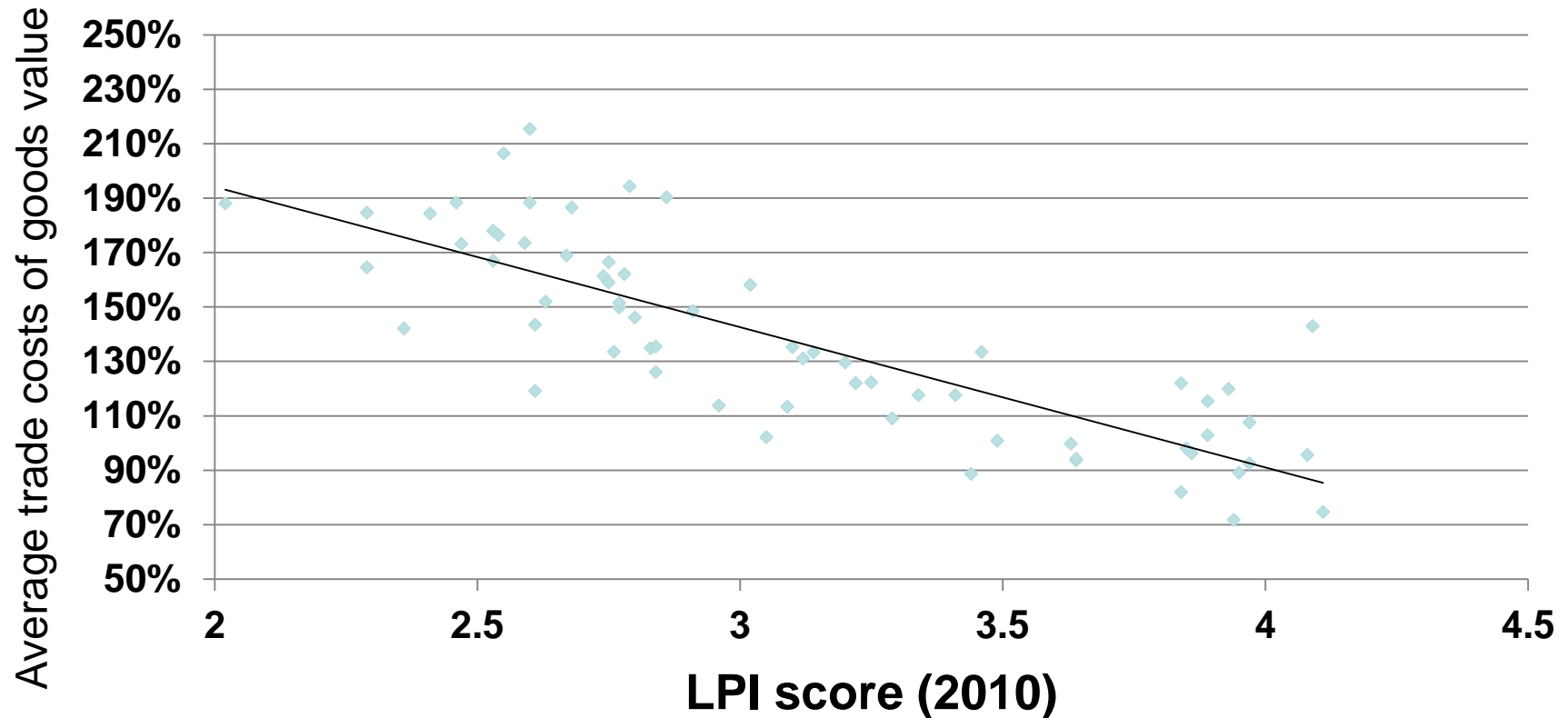
ruth@banomyong.com

Agenda

- Introduction
- The logistics performance index (LPI)
 1. An ASEAN perspective
 2. Thailand's ranking
- Thailand's efforts in monitoring logistics performance
- Service assessment
- Policies Matters...

Introduction: The relationship between Trade facilitation and logistics performance

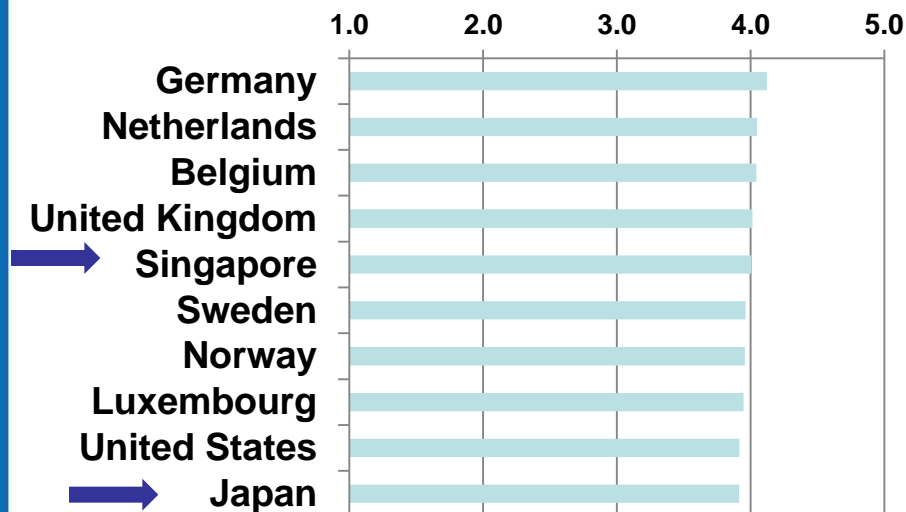
UNESCAP-World Bank trade costs vs. LPI score



Supply chain bottlenecks are the primary cause of friction in trade (trade costs). **Reducing them by half would raise trade by 15% and production by 5% globally.**

LPI 2014: Top 10 performers by income group

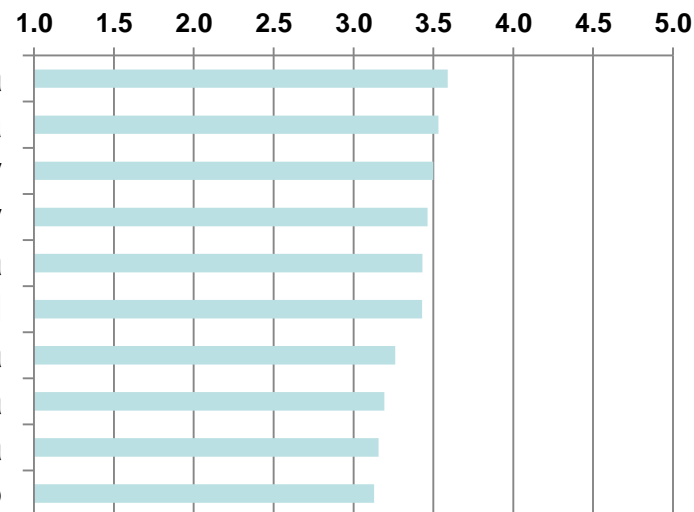
Top 10 overall



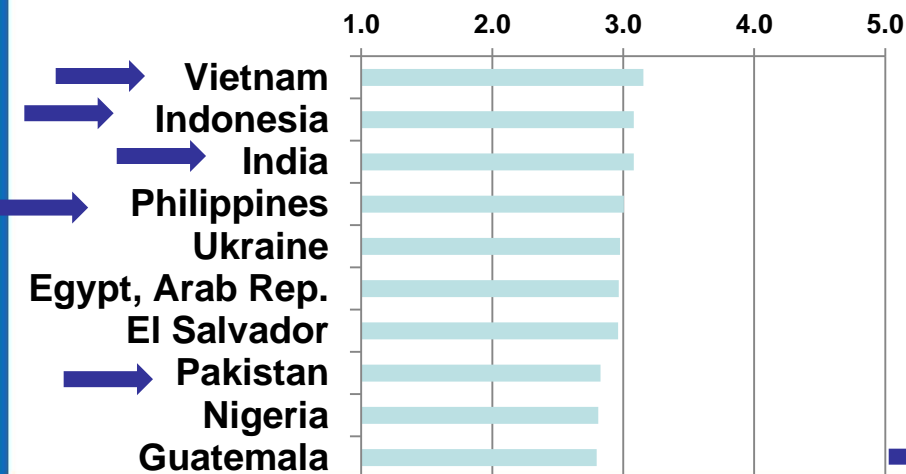
By overall LPI score



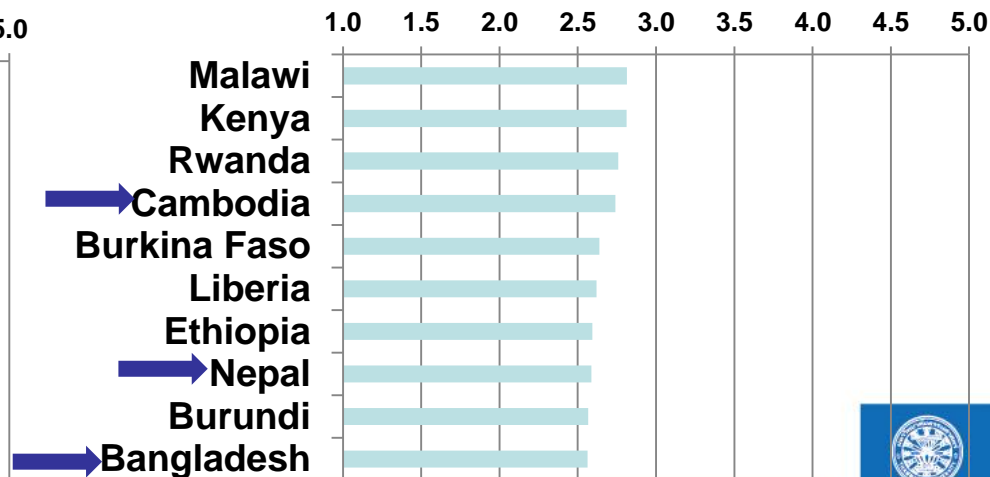
Top 10 upper middle-income



Top 10 lower middle-income

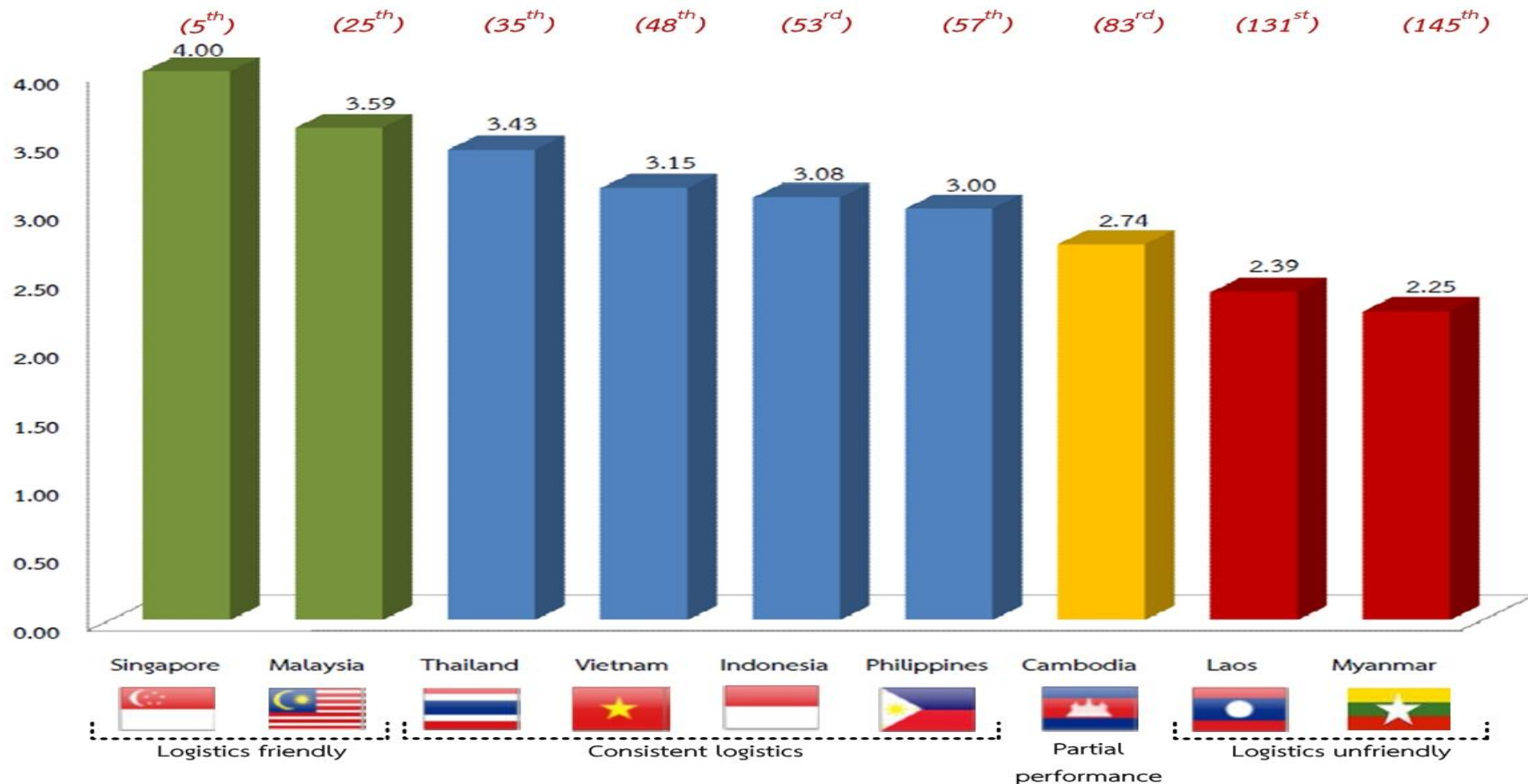


Top 10 low-income



ASEAN LPI 2014 Ranking

Typology	LPI Score	ASEAN countries
logistics friendly	3.50 - 5.00	Singapore Malaysia
consistent performers	2.95 - 3.49	Thailand Philippines Vietnam Indonesia
partial performers	2.40 - 2.94	Cambodia
logistics unfriendly	0.00 - 2.39	Laos Myanmar



Thailand's WB LPI score & rank

Thailand (LPI)	2007	2010	2012	2014
Score	3.31	3.29	3.18	3.43
Rank	31	35	38	35

Note:

- Different time period so comparison not adequate
- The 2011 floods affected the perception of respondents on Thailand's logistics capability
- The 2013 protest in Thailand does not seem to have affected perception but...
- Thailand moved into the “consistent logistics” group

Thailand's efforts

- Since 2001, Thailand has recognised logistics development as a national priority.
- A national logistics development policy has been approved for the period 2007-2011 & 2013-2017.
- Trade Facilitation policies in Thailand have

预览已结束，完整报告链接和二维码如下：

https://www.yunbaogao.cn/report/index/report?reportId=5_4975

