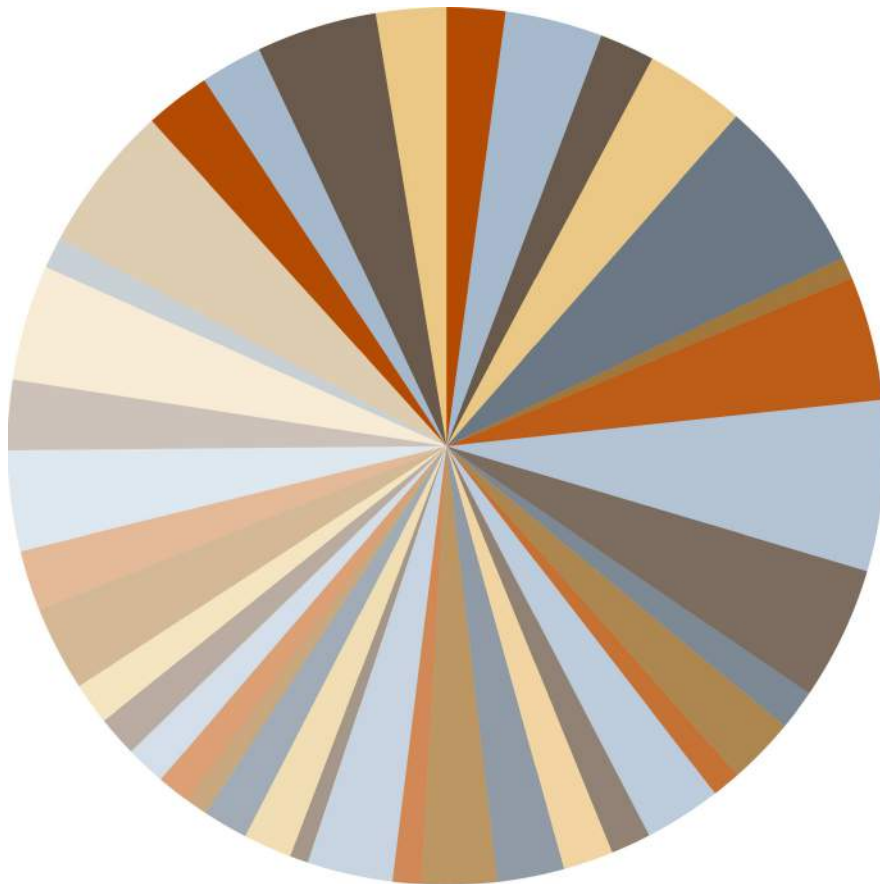

NORTH AND CENTRAL ASIA AT A GLANCE



NORTH AND CENTRAL ASIA AT A GLANCE

North and Central Asia at a Glance is prepared by Giampiero De Feo under the overall guidance of Tiziana Bonapace, Head, Subregional Office for North and Central Asia, Economic and Social Commission for Asia and the Pacific.

Views expressed herein do not necessarily reflect that of ESCAP or any UN agency.

SONCA, Almaty, November 2015

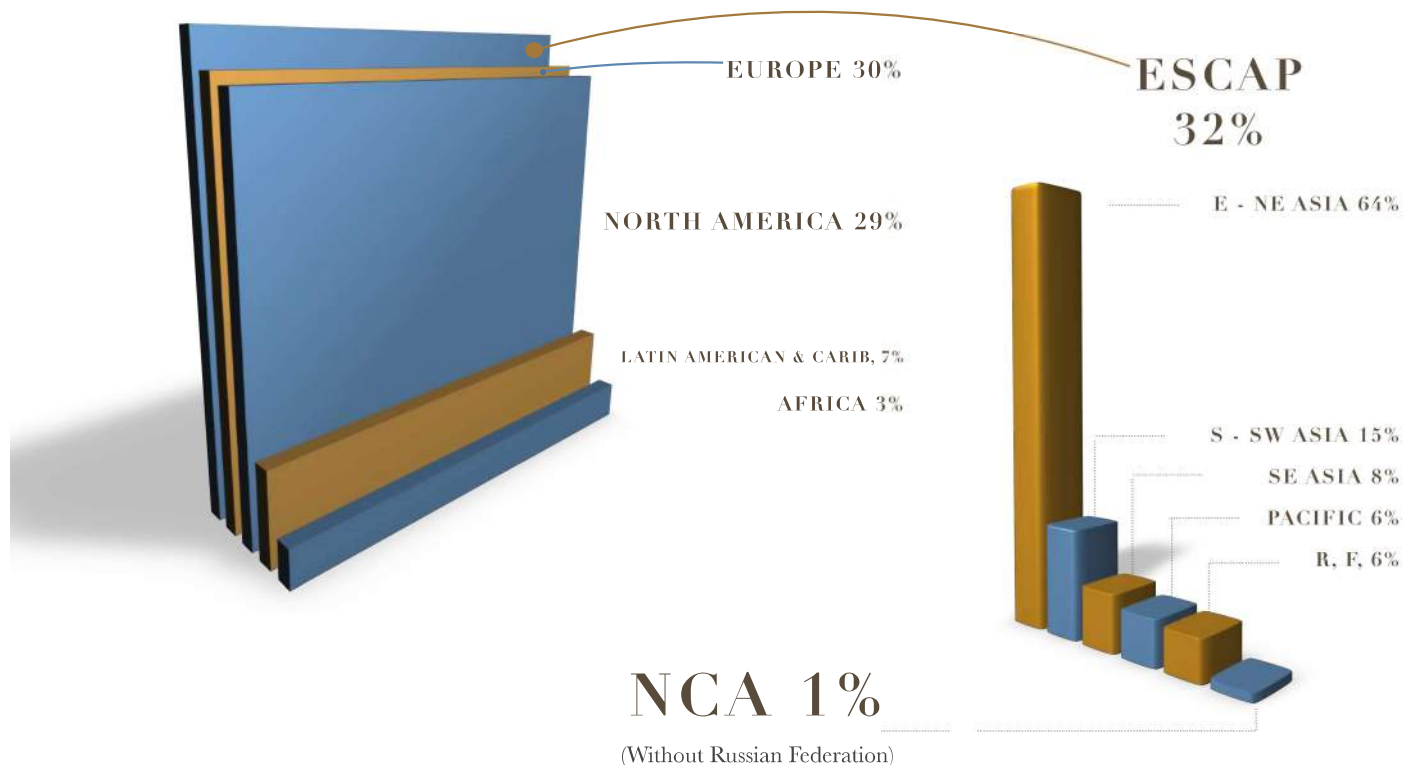


INDEX

PART I NATIONAL ACCOUNT

WORLD	1
ESCAP	2
NCA	4
ARMENIA	6
AZERBAIJAN	8
GEORGIA	10
KAZAKHSTAN	12
KYRGYZSTAN	14
RUSSIAN FEDERATON	16
TAJIKISTAN	18
TURKMENISTA	20
UZBEKISTAN	22

WORLD ~ ESCAP ~ NCA SHARE OF GDP



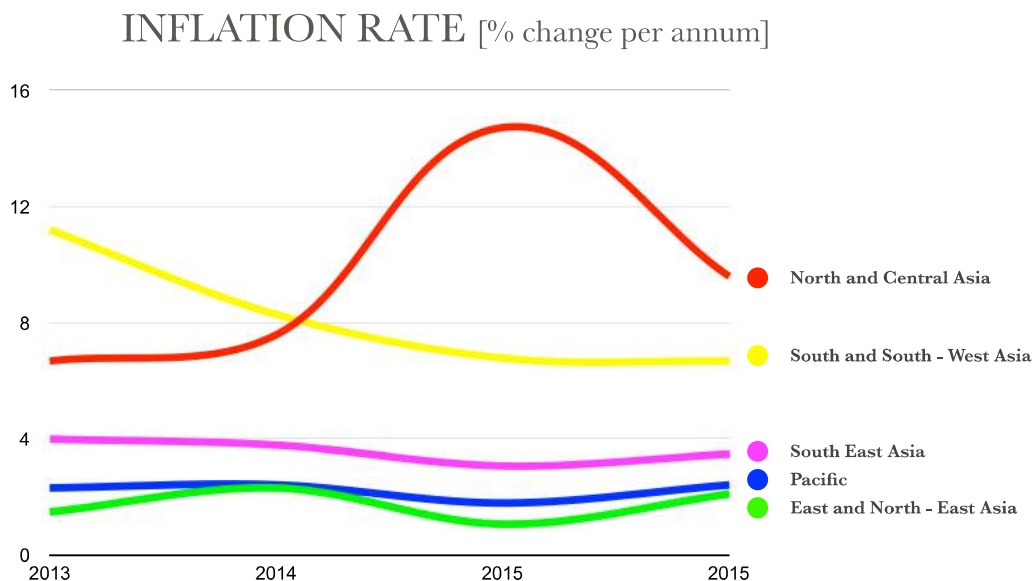
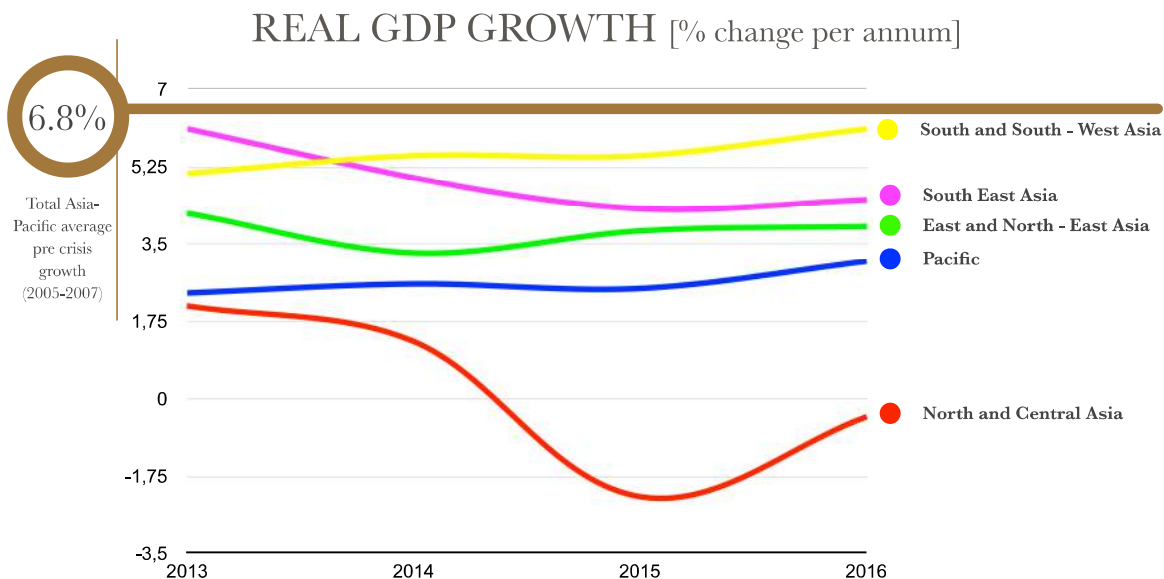
2013 GDP In Costant Prices
(Bn \$)

World	56280
ESCAP	17602
NCA	1199

Sources: ESCAP based on national sources; United Nations, Department of Economic and Social Affairs 2015; World Economic Situation and Prospects 2015, Sales No. E.15.ILC.2. Available from www.un.org/en/development/desa/policy/wesp/wesp_current/wesp2015.pdf; IMF, International Financial Statistics databases. Available from <http://elibrary-data.imf.org>; ADB, Asian Development Outlook 2015 (Manila, 2015); CEIC Data. Available from www.ceicdata.com; and web site of the Interstate Statistical Committee of the Commonwealth of Independent States. Available from www.cisstat.com.

ESCAP

GENERAL



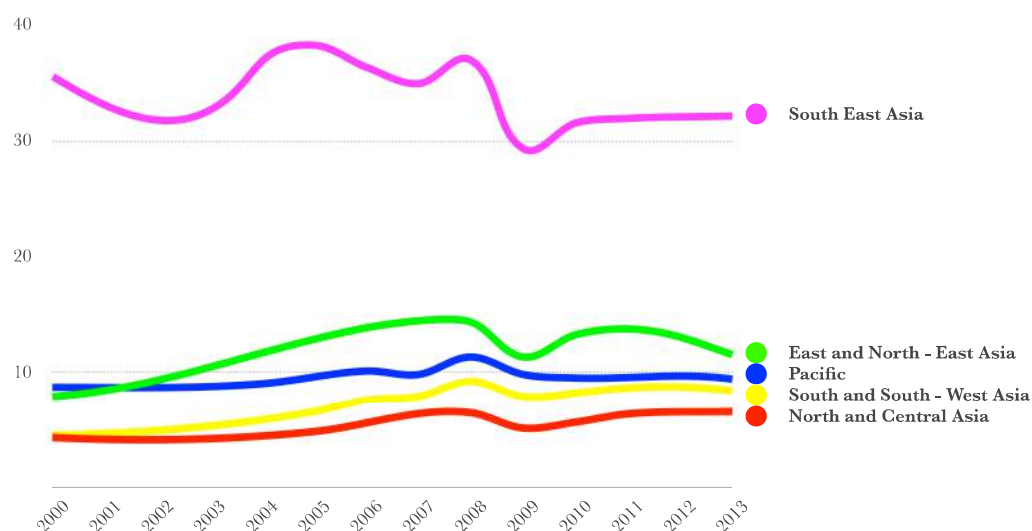
*Main definition: The sum of intra-regional merchandise import/exports divided by the value of GDP.
Aggregation Imputation: Weighted averages with GDP in current prices of the United States dollars. The GDP figures up to 2012 are sourced from UNSD National Accounts Main Aggregates Database.*

Sources: ESCAP, based on national sources; United Nations, Department of Economic and Social Affairs (2015), World Economic Situation and Prospects 2015, Sales No. E.15.II.C.2, Available from www.un.org/en/development/desa/policy/wesp/wesp_current/wesp2015.pdf; IMF, International Financial Statistics databases, Available from <http://library-data.imf.org>; ADB, Asian Development Outlook 2015 (Manila, 2015); CEC Data, Available from www.cecidata.com; and web site of the Interstate Statistical Committee of the Commonwealth of Independent States, Available from www.cisstat.com.

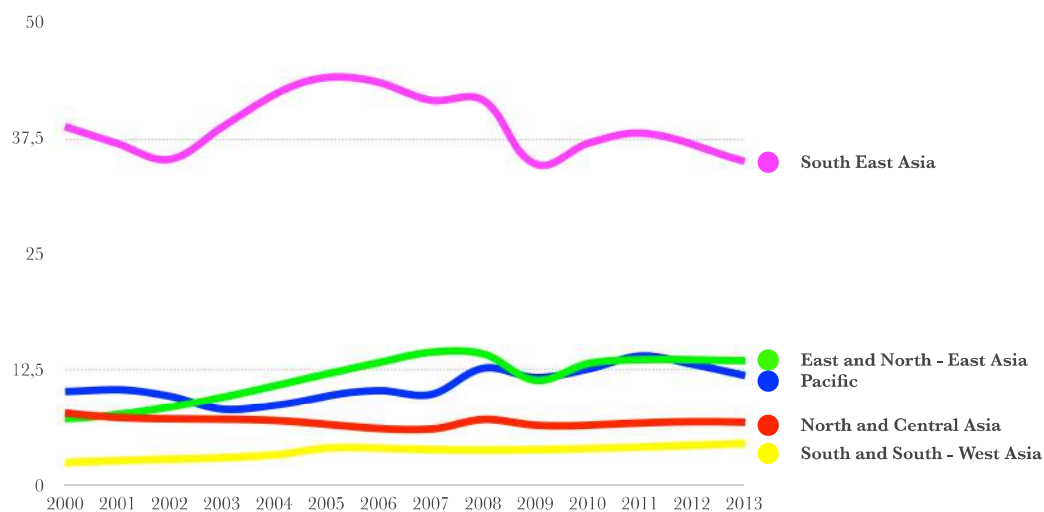
ESCAP

INTRAREGIONAL MERCHANDISE

IMPORTS [% of DGP]



EXPORTS [% of GDP]



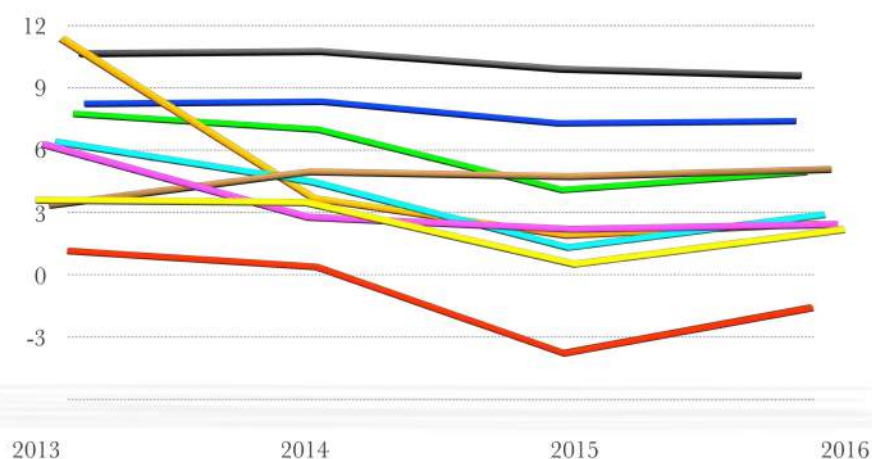
Main definition: The sum of intra-regional merchandise import/exports divided by the value of GDP.

Aggregation Imputation: Weighted averages with GDP in current prices of the United States dollars. The GDP figures up to 2012 are sourced from UNSD National Accounts Main Aggregates Database.

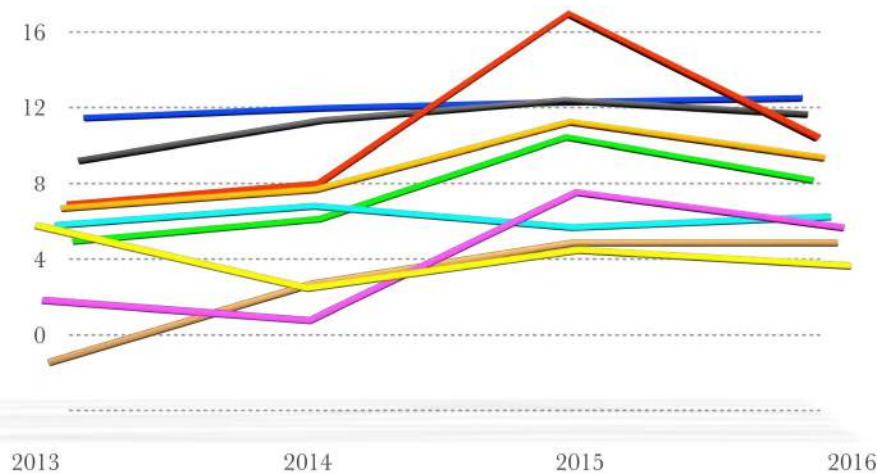
Sources: ESCAP, based on national sources; United Nations, Department of Economic and Social Affairs (2015), World Economic Situation and Prospects 2015, Sales No. E.15.ILC.2, Available from www.un.org/en/development/desa/policy/wesp/wesp_current/wesp2015.pdf; IMF, International Financial Statistics databases, Available from <http://elsa.library-data.imf.org>; ADB, Asian Development Outlook 2015 (Manila, 2015); CEIC Data, Available from www.ceicdata.com; and web site of the Interstate Statistical Committee of the Commonwealth of Independent States, Available from www.cisstat.com.

GENERAL

REAL GDP GROWTH [% change per annum]



INFLATION RATE [% change per annum]



Main definition: The sum of intra-regional merchandise import/exports divided by the value of GDP

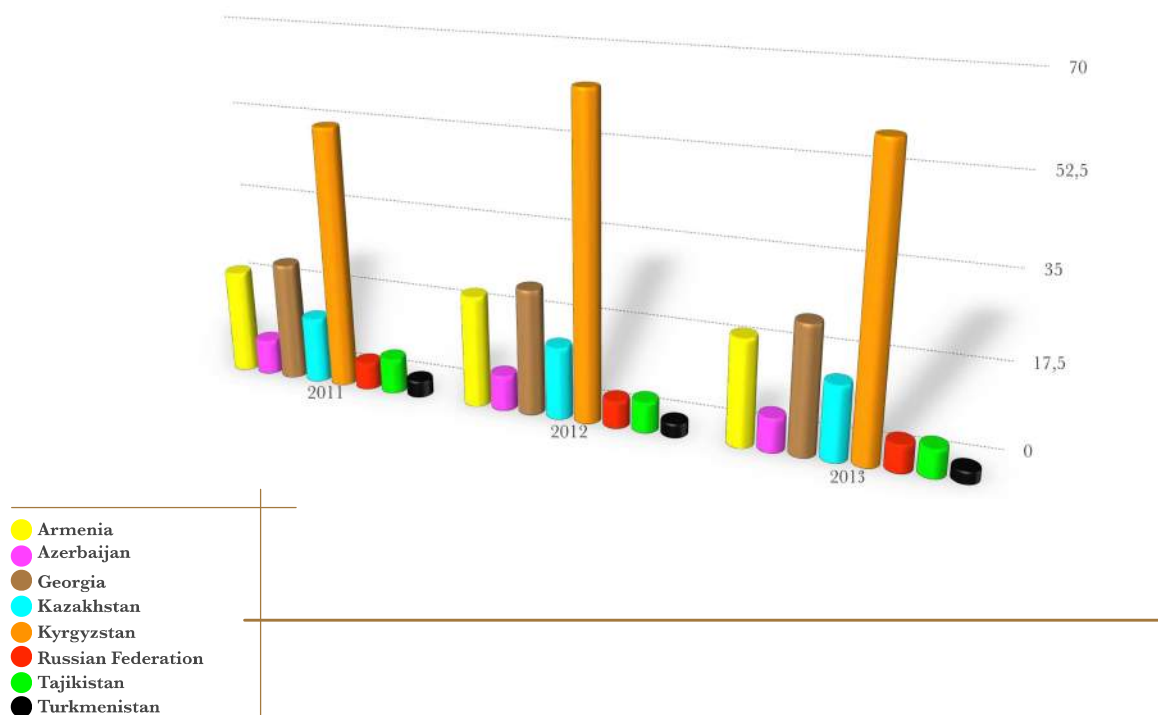
Aggregation Imputation: Weighted averages with GDP in current prices of the United States dollars. The GDP figures up to 2012 are sourced from UNSD National Accounts Main Aggregates Database.

Sources: IZSAR: based on national sources; United Nations, Department of Economic and Social Affairs (2013), World Economic Situation and Prospects 2013, Sales No. E.15.ILC.2, Available from www.un.org/en/development/desa/policy/wesp/wesp_current/wesp2013.pdf; IMF, International Financial Statistics databases, Available from <http://elibrary-data.imf.org>; ADB, Asian Development Outlook 2015 (Manila, 2015); CEIC Data, Available from www.ceicdata.com; and web site of the Interstate Statistical Committee of the Commonwealth of Independent States, Available from www.icstat.com.


NCA

INTRAREGIONAL MERCHANDISE

IMPORTS [% of GDP]



EXPORTS [% of GDP]



预览已结束，完整报告链接和二维码如下：

https://www.yunbaogao.cn/report/index/report?reportId=5_3867

