

Recent Socio-Economic Developments & the Current Policy Environment in the Philippines: Rethinking economic growth strategies and policies to achieve SDGs: the role of productivity

Jose Ramon “Toots” Albert, Ph.D. , Senior Research Fellow



Philippine Institute for Development Studies
Surian sa mga Pag-aaral Pangkaunlaran ng Pilipinas

Outline

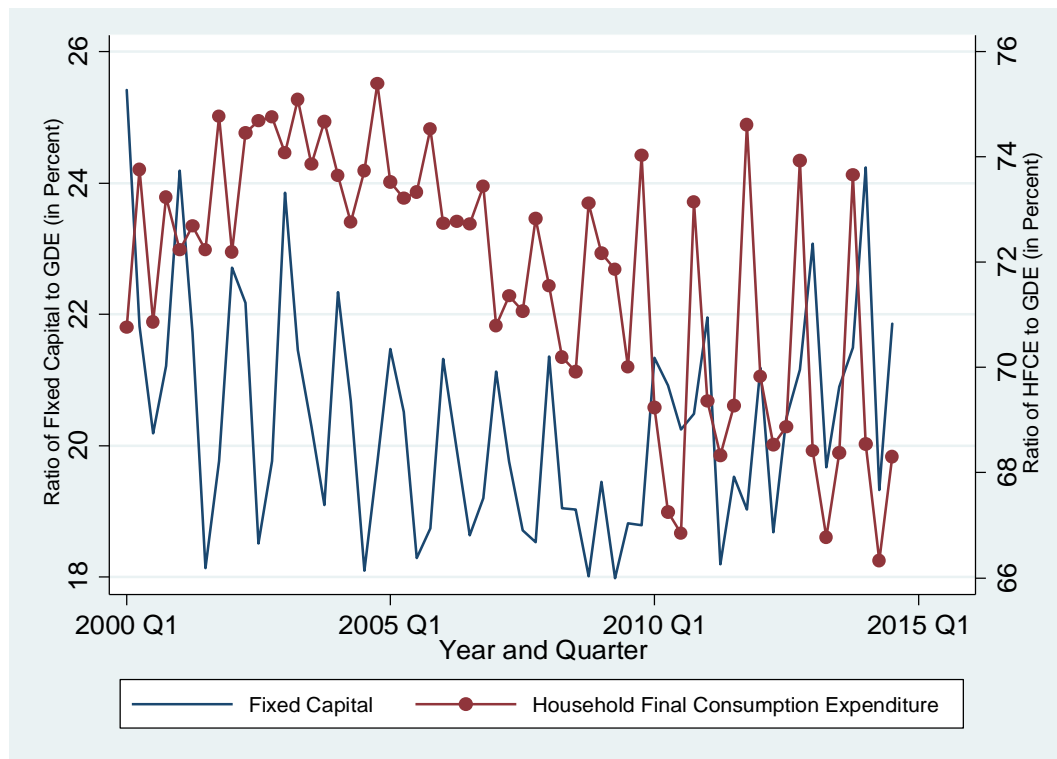
1. Socio Economic Conditions in the PH :
economic performance, income poverty, education
2. Policy Environment in PH on Raising Human
Capital and Promoting Good Governance
3. Challenges in PH on Sustaining Socio-
Economic Gains

1. Socio-Economic Conditions in the PH

- PH No longer the “sick man of Asia”
 - Growth rate in Gross Domestic Product (GDP) of 6.3 percent in 2010-2014 was the highest five-year average during the past 40 years; Q3 2015 GDP at 6.0 percent
 - Inflation averaging 1.7% in first 8 months of 2015
 - Volatilities in domestic financial market (just like the rest of the region), but underlying fundamentals remain sound
 - Fairly broad-based growth, but biggest share of economy in services: growth drivers in this sector are business process outsourcing (BPO), real estate and renting, among other business activities.

1. Socio-Economic Conditions in the PH

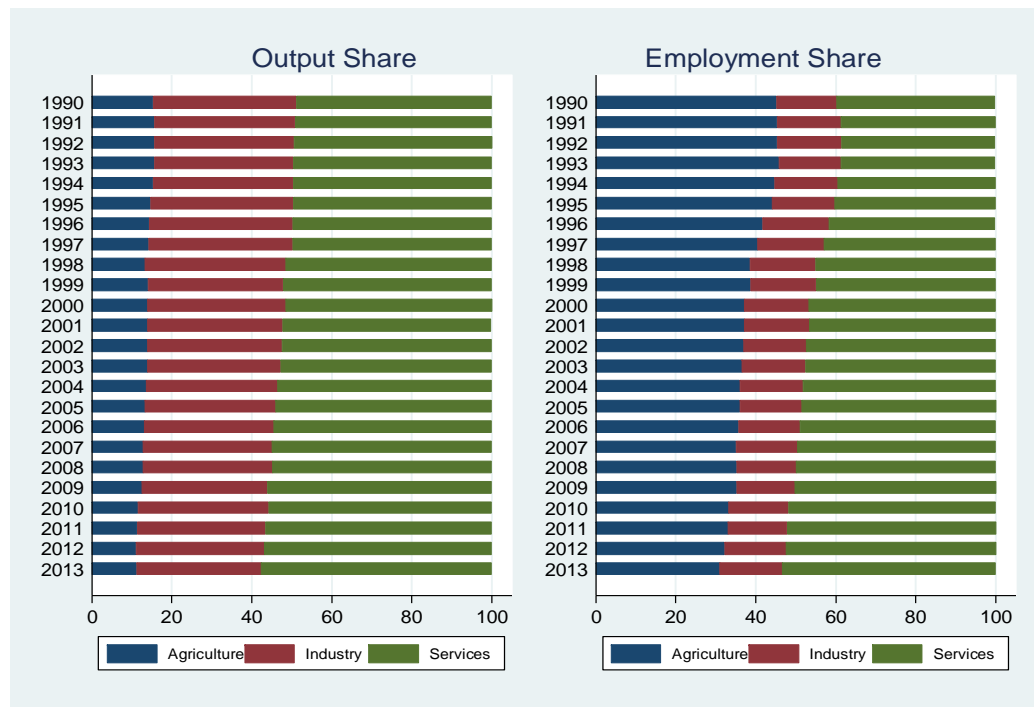
- Largely consumption based but with rising investments
- Consumption driven, but rising investments



- That PH has largely been consumption driven (rather than export driven) has given a cushion to the country in the face of the global slowdown, and likely continuing slowdown of China

1. Socio-Economic Conditions in the PH

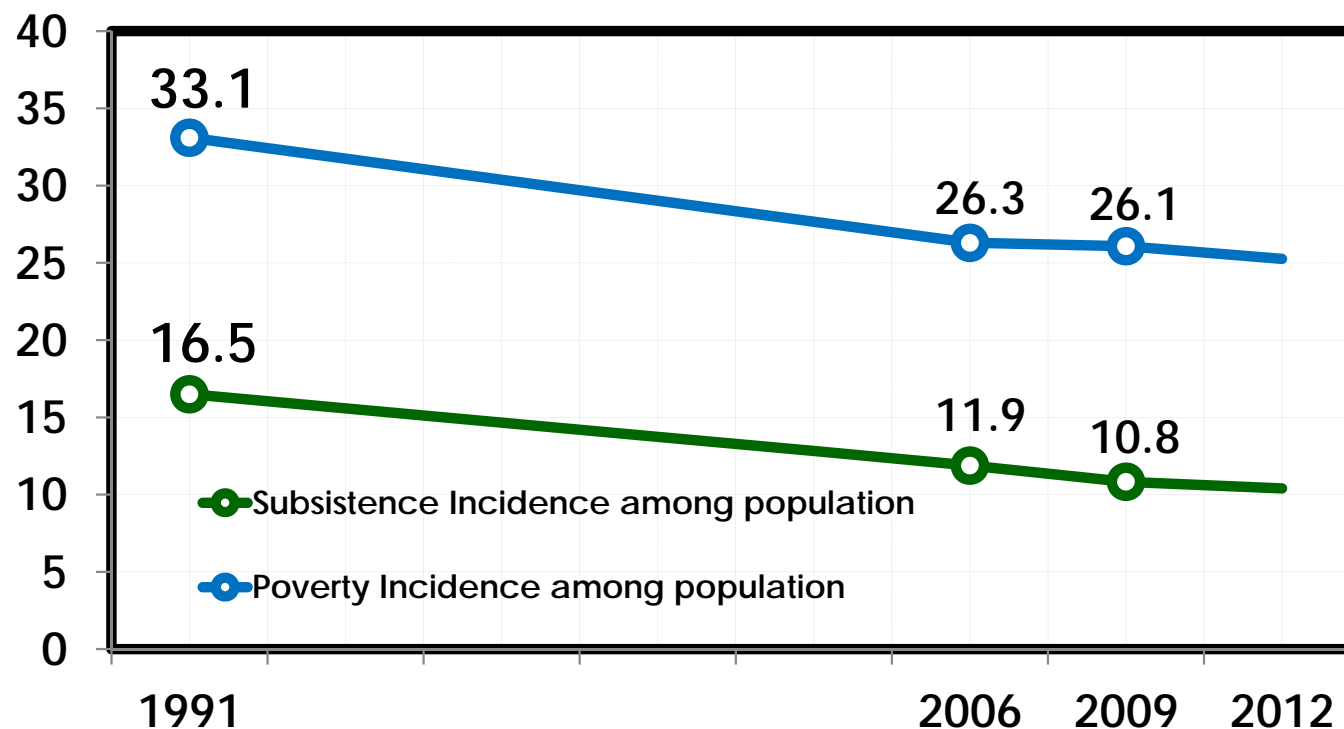
- Economy dominated by services, whether in output (57.7% in 2013) or employment (53.4% in 2013)



- Contribution of agriculture to economy minimal (11.7% in 2013, down from 15.4% in 1990 and 29.7% in 1946), with its share to employment decreasing from 45.2% in 1990 to about 31.0% in 2013
- Trends in major sectors show a structural transformation in employment

1. Socio-Economic Conditions in the PH

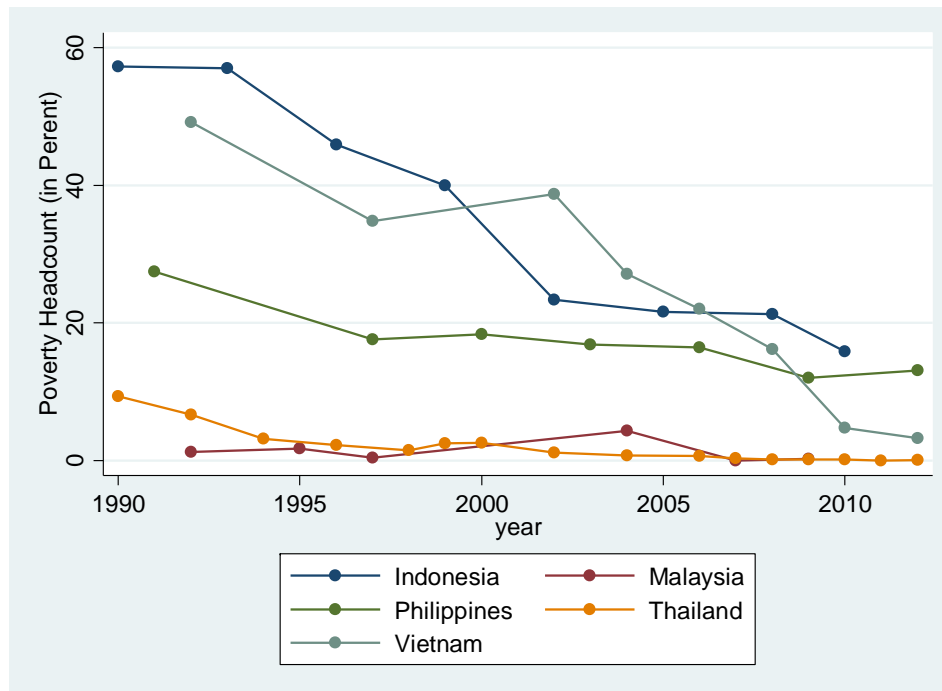
- Little progress in reducing poverty from 1991-2012



- About one out of every 5 Filipinos were poor in 2012; compared to one out 3 in 1991.
- In 2012, one in 10 Filipinos extremely poor
- Observed changes in recent years not statistically significant.

1. Socio-Economic Conditions in the PH

- Trends in poverty rates of selected ASEAN economies (using 1.9USD intl poverty lines): 1990-2015



- Points to the need for economic growth to be more “inclusive” (consistent with the global post 2015 Sustainable Development Goals agenda)

https://www.yunbaogao.cn/report/index/report?reportId=5_3790

预览已结束，完整报告链接和二维码如下：



Economic Conditions in the PH

tion in “education poverty” rate (proportion of h less than 4 years of schooling) or “extreme r poverty” rate (< 2yrs) in PH

Extreme Education Poverty Rate		Education Poverty Rate	
1993	2008	1993	2008
7.2	19.0	7.2	18.8
0.6	1.2	0.3	0.7
3.0	8.5	3.2	7.9
1.0	2.7	0.7	2.3
2.1	6.7	2.2	6.5
1.7	3.9	1.6	3.3
1.9	5.3	1.9	4.9