

# **Measuring Trade Facilitation Performance: *Rationale, ESCAP Tools & Way Forward***

Yann Duval, Trade Facilitation Section  
Trade and Investment Division,  
United Nations Economic and Social Commission for Asia  
and the Pacific (ESCAP)

*Central Asia Breakout Session, APTFF 2011*

# Overview

- Introduction
- ESCAP Trade Facilitation Framework
- ESCAP's Regional Trade Cost Database
  - Some findings from data analysis
- ESCAP's Business Process Analysis Initiatives
  - Selected findings
- Conclusions & Recommendations



# Introduction

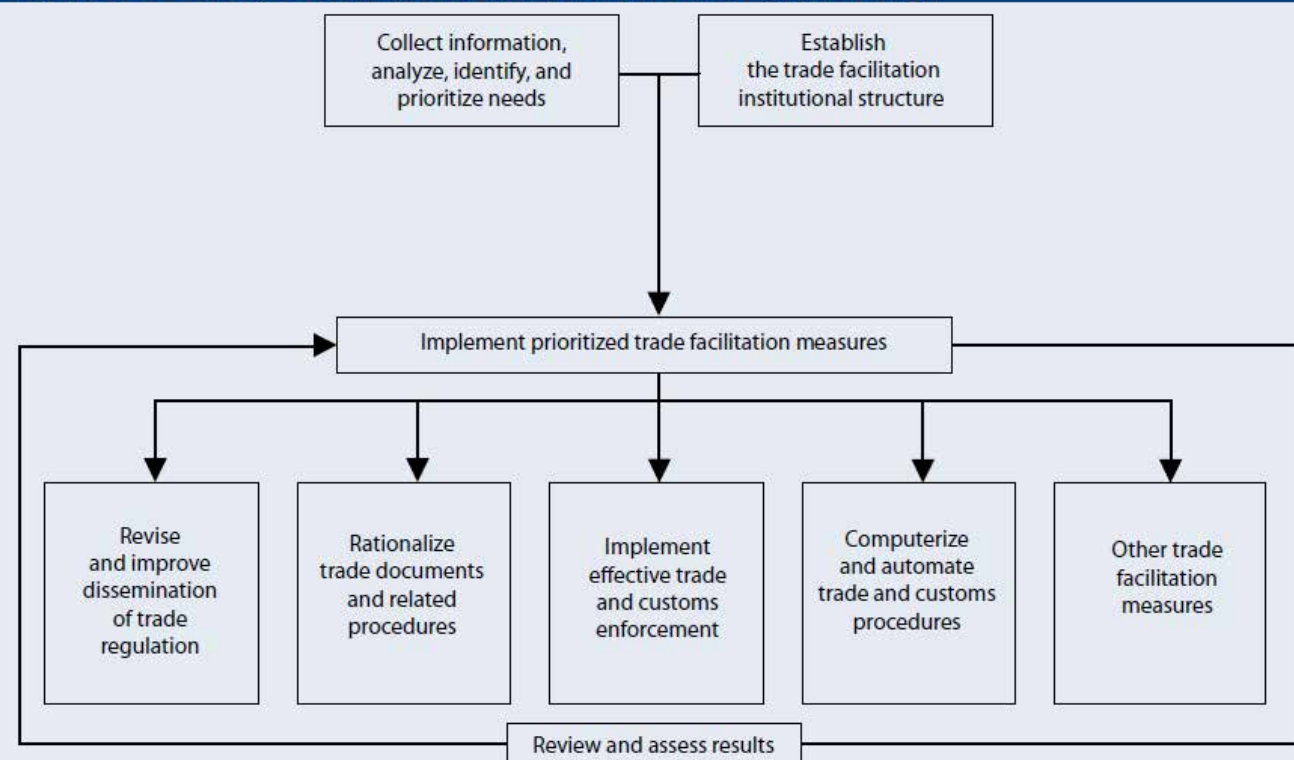
- Measuring progress is crucial
  - Identifying trade facilitation measures that work – and those that don't
  - Ensuring that the changing needs of stakeholders are understood
  - Securing needed financial and/or political support to make further improvements and implement additional/new measures
- Various tools already exist
  - TF (need) assessment frameworks
    - List of TF measures & information about their implementation status: APEC TFAP; WCO or WTO TF assessment check list; ESCAP TF Framework
  - TF performance monitoring databases or methods
    - Macro level (global/general): Doing Business, WB LPI, UNCTAD LSCI, others
    - Macro level (bilateral/intra/interregional): ESCAP Trade Cost Database
    - Micro level (national/bilateral & product/corridor specific): CAREC CPPM; ESCAP/ECE BPA; ESCAP time/cost distance model; WCO TRS; others



# ESCAP Trade Facilitation Framework (1)

- Developed by a regional team of TF experts in 2003/4
- What is it?
  - Series of suggested Trade Facilitation implementation steps and sub-steps
  - With associated (yes/no) indicators (to assess state of implementation)
  - Also include suggested key performance indicators

Figure 3.1: Step-by-Step Trade Facilitation: A Framework for Action



Source: ESCAP, 2004.


– <http://www.unescap.org/tid/publication/t&ipub2327.asp>





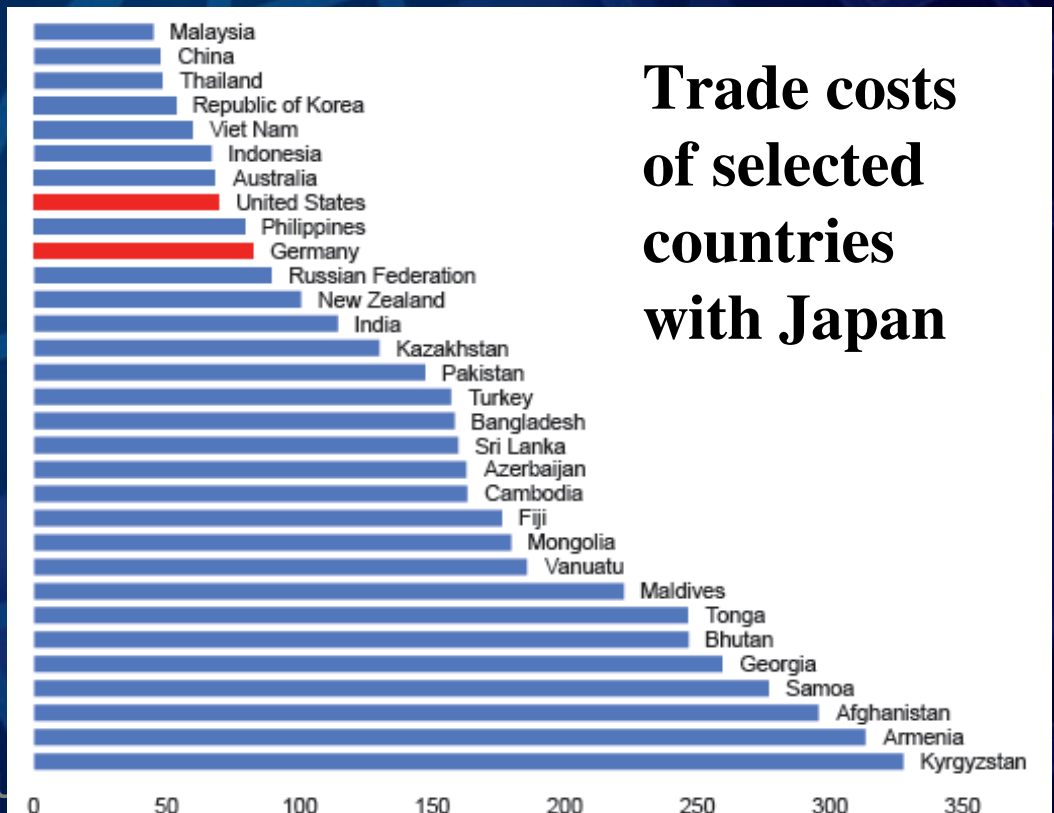
## ESCAP Trade Facilitation Framework (2)

- (known) Applications so far:
  - Applied in several Central Asian countries on a pilot basis in 2004-5
    - Unclear whether the framework was used for monitoring of TF implementation by individual countries after project ended
  - Used as the basis for development of the ASEAN Trade Facilitation Framework (mandated as part of the ASEAN Trade in Goods Agreement implementation)
    - ASEAN has not made its framework public;
- Simplified and updated version introduced in the ADB-ESCAP Reference Book on “*Designing and Implementing Trade Facilitation in Asia and the Pacific*”, 2009
  - [http://www.unescap.org/tid/projects/tfforum\\_adbescapbook.pdf](http://www.unescap.org/tid/projects/tfforum_adbescapbook.pdf)



# ESCAP Bilateral Trade Cost Database

- Macro-level indicator of Trade Facilitation Performance
  - Measure of all direct and indirect international trade costs between two countries
- Only database providing bilateral trade cost information
  - Directly relevant for intra-regional trade performance monitoring
  - 50+ countries (<http://www.unescap.org/tid/artnet/trade-costs.asp> )
- Version 2.0 under dev.
  - 107 countries
  - Enhanced trade cost indicators
  - Disaggregated into:
    - Industry trade costs
    - & Agricultural trade costs
  - To be available by: Dec. 2011



# Intra & Inter subregional Trade Costs in Asia

(excluding tariff; 2007 in tariff equivalent; changes since 2003 in parenthesis)

	ASEAN-4	East and North-East Asia	North and Central Asia	SAARC-4	Aus-NZ	EU-5	NAFTA
ASEAN-4	49% (-1%)						
East and North-East Asia	132% (na)	105% (na)					
North and Central Asia	259% (10%)	193% (-5%)	148% (12%)				
SAARC-4	117% (-4%)	201% (na)	258% (-6%)	113% (-5%)			
EU-5	105% (2%)	127% (na)	161% (-3%)	124% (-2%)	122% (0%)	59% (-3%)	
NAFTA	101% (3%)	109% (na)	244% (10%)	137% (-7%)	122% (6% )	104% (1%)	50% (15%)

→ Intra-Asia trade cost HIGHER than trade cost of Asia with non-Asian partners





[https://www.yunbaogao.cn/report/index/report?reportId=5\\_2915](https://www.yunbaogao.cn/report/index/report?reportId=5_2915)

预览已结束，完整报告链接和二维码如下：



## Business Process Analysis Initiatives for Trade Facilitation

UNEP's support to paperless trade

United Nations Network of Experts for Paperless Trade in Asia and the Pacific

[ap.org/unnext/](http://ap.org/unnext/)



Business Process Analysis Guide for the  
Revision of Trade Procedures (2010).

**BPA?** Analysis, including mapping, timing and costing of a process (e.g., moving goods from factory to deck of ship)

**Why?** Necessary first step to improving a process



Facilitation Forum 2011 & Side Events: 3 - 8 October, Seoul