



# Workshop on Cross-border Trade Facilitation and Single Window Implementation in North-East Asia

## Background and Expectations

## Background

---

- Project jointly proposed by Vladivostok Branch of the Russian Customs Academy and ESCAP
- Approved by GTI in January 2017
- **Objectives**
  - i. Assess current practices of information exchange on the goods conveyed at cross-border checkpoints between trading community and the customs authorities among GTI countries
  - ii. Formulate a proposal for a possible GTI Single Window environment

# Expectation setting

## Input

- relevant cross-border agencies from GTI
- international expertise
- experience from other regions



## Output

- Workshop report on progress and challenges of trade facilitation initiatives
- Draft Action Plan on cross-border trade facilitation and single window for GTI subregion

## Outcome

- enhanced capacity of GTI agencies
- efficiency improvements from GTI cooperation

# State of Play in Paperless Trade and Trade Facilitation in Northeast Asia



**Dorothea Lazaro**

Economic Affairs Officer, ESCAP-ENEA

# Profile of Northeast Asia (ENEA)

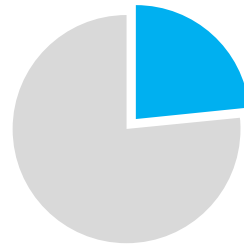
---

## High global share...

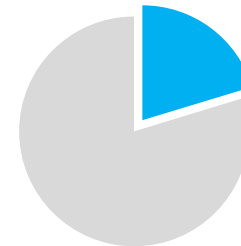
¼ of world **population**



¼ of world **GDP**



1/5 of global **trade**



## ...but relatively less integrated than others.

	ENEA	ASEAN	EU	NAFTA
share in global trade (%)	20.3%	6.7%	32.0%	15.2%
trade within the subregion (%)	21.3%	24.3%	62.8%	41.9%

Source: ESCAP (2017). Unlocking the Potential for East and Northeast Asian Regional Economic Cooperation and Integration.  
Available online via <http://www.unescap.org/subregional-office/east-north-east-asia/resources>

## Profile of Northeast Asia (ENEA)

---

- Diversity in terms of export profile and trade dependence
- Greater integration among China, Japan and Republic of Korea; but three-way division of labor falling
- Low level of institutionalized economic integration
- Trends and prospects:
  - Threats of uncertainty, continued slowdown, rising protectionism (use of non-tariff measures)
  - Opportunities from innovation-driven strategies; initiatives promoting connectivity, establishment of economic corridors, FTAs and increasing role of SMEs

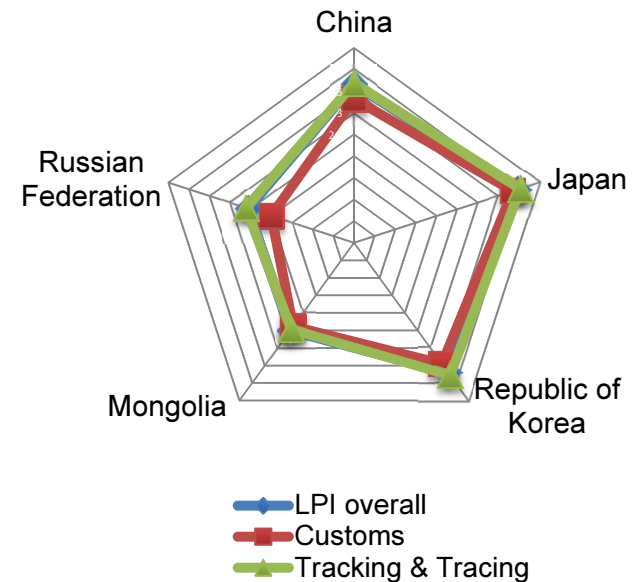
# Trade Facilitation in Northeast Asia

## towards efficient and seamless supply chains

- ENEA countries among frontrunners in international supply chain connectivity – efficiency in trade procedures
- China and Republic of Korea among top performers
- Russian Federation improved by >30% (between 2009-15) – liner shipping improvements

Sources: ESCAP Asia-Pacific Trade and Investment Report 2015; ESCAP International Supply Chain Connectivity Index.

Logistics Performance Index  
2016



Source: World Bank LPI [lpi.worldbank.org](http://lpi.worldbank.org)

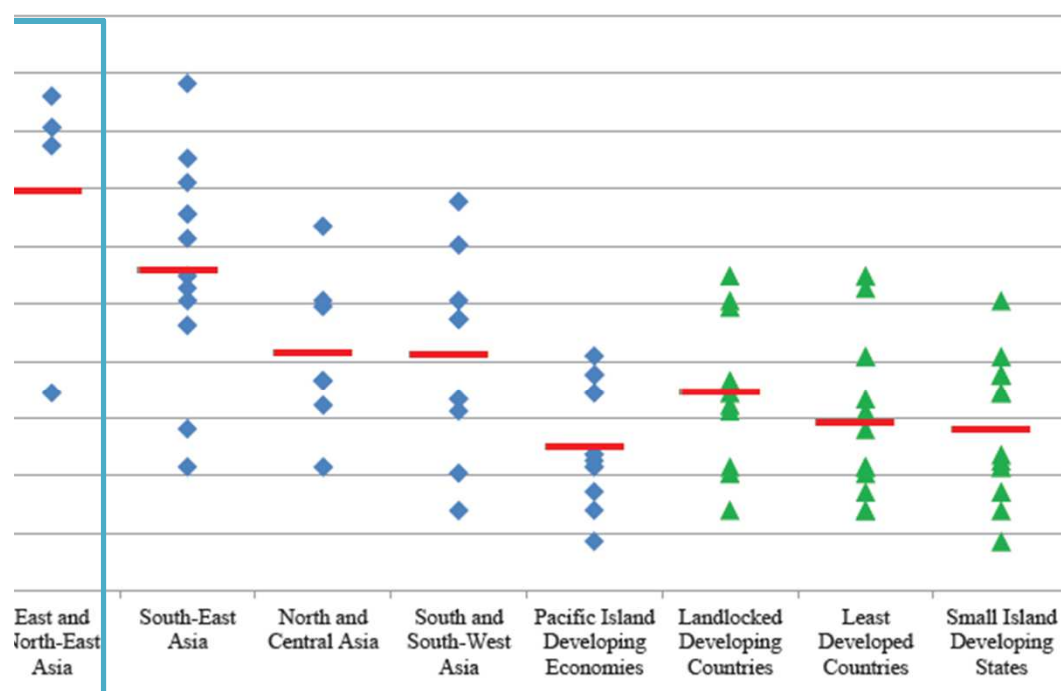
[https://www.yunbaogao.cn/report/index/report?reportId=5\\_1399](https://www.yunbaogao.cn/report/index/report?reportId=5_1399)

预览已结束，完整报告链接和二维码如下：



## Trade Facilitation in Northeast Asia

### Implementation of trade facilitation measures



Implementation of individual economies (percentage)

Trade facilitation implementation of the group (percentage)

Implementation in various subregions in Asia-Pacific. In this figure, Russian Federation is part of NCA. Based on a set of 31 trade facilitation measures and spanning all five categories of measures from paperless trade.

Regional Commissions Trade Facilitation and Paperless Trade Implementation Survey 2015.