


RENEWABLES 2019

GLOBAL STATUS REPORT



REN21 MEMBERS

INDUSTRY ASSOCIATIONS

Africa Minigrid Developers Association (AMDA)
Alliance for Rural Electrification (ARE)
American Council on Renewable Energy (ACORE)
Associação Portuguesa de Energias Renováveis (APREN)
Association for Renewable Energy of Lusophone Countries (ALER)
Chinese Renewable Energy Industries Association (CREIA)
Clean Energy Council (CEC)
European Renewable Energies Federation (EREF)
Global Off-Grid Lighting Association (GOGLA)
Global Solar Council (GSC)
Global Wind Energy Council (GWEC)
Indian Renewable Energy Federation (IREF)
International Geothermal Association (IGA)
International Hydropower Association (IHA)
Renewable Energy Solutions for the Mediterranean (RES4MED)
World Bioenergy Association (WBA)
World Wind Energy Association (WWEA)

SCIENCE AND ACADEMIA

AEE - Institute for Sustainable Technologies (AEE INTEC)
Fundación Bariloche (FB)
International Institute for Applied Systems Analysis (IIASA)
International Solar Energy Society (ISES)
National Renewable Energy Laboratory (NREL)
South African National Energy Development Institute (SANEDI)
The Energy and Resources Institute (TERI)

INTER-GOVERNMENTAL ORGANISATIONS

Asia Pacific Energy Research Centre (APEREC)
Asian Development Bank (ADB)
ECOWAS Centre for Renewable Energy and Energy Efficiency (ECREEE)
European Commission (EC)
Global Environment Facility (GEF)
International Energy Agency (IEA)
International Renewable Energy Agency (IRENA)
Islamic Development Bank (IsDB)
Regional Center for Renewable Energy and Energy Efficiency (RCREEE)
United Nations Development Programme (UNDP)
United Nations Environment Programme (UN Environment)
United Nations Industrial Development Organization (UNIDO)
World Bank (WB)

GOVERNMENTS

Afghanistan
Brazil
Denmark
Germany
India
Mexico
Norway
South Africa
Spain
United Arab Emirates
United States of America

NGOS

Association Africaine pour l'Electrification Rurale (Club-ER)
CLASP
Clean Cooking Alliance (CCA)
Climate Action Network International (CAN-I)
Council on Energy, Environment and Water (CEEW)
Energy Cities
Fundación Energías Renovables (FER)
Global 100% Renewable Energy
Global Forum on Sustainable Energy (GFSE)
Global Women's Network for the Energy Transition (GWNET)
Greenpeace International
ICLEI – Local Governments for Sustainability, South Asia
Institute for Sustainable Energy Policies (ISEP)
International Electrotechnical Commission (IEC)
Jeunes Volontaires pour l'Environnement (JVE)
Mali Folkecenter (MFC)
Partnership for Sustainable Low Carbon Transport (SLoCaT)
Power for All
Renewable Energy and Energy Efficiency Partnership (REEEP)
Renewable Energy Institute (REI)
Solar Cookers International (SCI)
World Council for Renewable Energy (WCRE)
World Future Council (WFC)
World Resources Institute (WRI)
World Wildlife Fund (WWF)

MEMBERS AT LARGE

Michael Eckhart
Mohamed El-Ashry
David Hales
Kirsty Hamilton
Peter Rae

CHAIR

Arthouros Zervos
National Technical University of Athens (NTUA)

EXECUTIVE SECRETARY

Rana Adib
REN21



REN21

COMMUNITY

REN21 is an international policy network of experts from governments, inter-governmental organisations, industry associations, NGOs, and science and academia. It grows from year to year and represents an increasing diversity of sectors. REN21 provides a platform for this wide-ranging community to exchange information and ideas, to learn from each other and to collectively build the renewable energy future.

This network enables the REN21 Secretariat to, among other activities, produce its annual flagship publication, the *Renewables Global Status Report* (GSR), making the report process a truly collaborative effort.



REN21 COMMUNITY INVOLVEMENT IN THE GSR:



Over

1,500

experts have contributed to the GSR since its start in 2005.



70%

of these experts have participated in more than one GSR.



On average, nearly

60%

of the community consists of new experts each year.

INPUT FOR GSR 2019:



Over

350

experts contributed to GSR 2019, working alongside an international authoring team and the REN21 Secretariat.



45%

of these were new experts.

RENEWABLE ENERGY POLICY NETWORK FOR THE 21st CENTURY

BUILDING THE SUSTAINABLE ENERGY FUTURE

REN21 is an international policy network of passionate players dedicated to building a sustainable renewable energy future. This means...

- ... **having a clear vision:** REN21 stands for a renewables-based energy system that includes all renewable energy technologies and serves all energy end-use sectors.
- ... **making the right decisions:** REN21 provides high-quality, up-to-date information to shape the energy debate.
- ... **telling a compelling story:** REN21 consolidates information about what is happening across the energy landscape to show that the global transition to renewables can happen.
- ... **inspiring and mobilising people:** REN21 builds on a worldwide community of players from governments, inter-governmental and non-governmental organisations, industry, science and academia.
- ... **moving beyond the familiar:** REN21 makes renewable energy relevant to decision makers outside the energy world, by developing an understanding of relevant concerns in these sectors.


Making
the invisible
visible.

REN21 changes the way
we think about renewable
energy.

SHAPE THE FUTURE




KNOWLEDGE




RENEWABLE IN CITIES – GLOBAL STATUS REPORT (REC-GSR)

The cities report is the first comprehensive resource to map out the current trends and renewable energy developments in cities. It uses the same rigorous standards found in the *Renewables Global Status Report* series.




REGIONAL REPORTS

These reports detail renewable energy developments in a region, improving data and knowledge and, in turn, informing decision making and changing perceptions.



GLOBAL FUTURES REPORT (GFR)

This series captures the current thinking about a sustainable energy future. Each report presents the collective and contemporary thinking of many experts.



THEMATIC REPORTS

Each report covers, in detail, a specific topic where a knowledge gap exists.



RENEWABLES GLOBAL STATUS REPORT (GSR)

First released in 2005, this report is the industry standard for the status of renewables for a given year. The GSR's robust process for collecting data and information makes it the most frequently referenced report on renewable energy market, industry and policy trends.

DEBATES



REN21 RENEWABLES ACADEMY

A biennial event developed by, and for, the REN21 community, where members meet and discuss how to spur the renewable energy transition. The REN21 Academy's structure reflects REN21's collaborative and transparent culture.



NETWORK AND COMMUNITY

INTERNATIONAL RENEWABLE ENERGY CONFERENCE (IREC)

A high-level political event where government, private sector and civil society meet to build collective know-how to advance renewables at the international, national and sub-national levels. The IREC is hosted by a national government and is held biennially.



TABLE OF CONTENTS

GSR 2019

Acknowledgements	10
Foreword	15
Executive Summary	17
Renewable Energy Indicators 2018	19
Top 5 Countries 2018	25

01	GLOBAL OVERVIEW	
		29
Introduction		29
Heating and Cooling		35
Transport		37
Power		40

02	POLICY LANDSCAPE	
		49
Targets		51
Heating and Cooling		51
Transport		54
Power		59
Policies to Integrate Variable Renewable Energy		62
Climate Policy and Renewables		63

REPORT CITATION

REN21. 2019.
Renewables 2019 Global Status Report
 (Paris: REN21 Secretariat).
 ISBN 978-3-9818911-7-1

DISCLAIMER:

REN21 releases issue papers and reports to emphasise the importance of renewable energy and to generate discussion on issues central to the promotion of renewable energy. While REN21 papers and reports have benefited from the considerations and input from the REN21 community, they do not necessarily represent a consensus among network participants on any given point. Although the information given in this report is the best available to the authors at the time, REN21 and its participants cannot be held liable for its accuracy and correctness.

The designations employed and the presentation of material in the maps in this report do not imply the expression of any opinion whatsoever concerning the legal status of any region, country, territory, city or area or of its authorities, and is without prejudice to the status of or sovereignty over any territory, to the delimitation of international frontiers or boundaries and to the name of any territory, city or area.

03

MARKET AND INDUSTRY
TRENDS

Bioenergy	71
Geothermal Power and Heat	80
Hydropower	86
Ocean Power	91
Solar Photovoltaics (PV)	94
Concentrating Solar Thermal Power (CSP)	107
Solar Thermal Heating and Cooling	110
Wind Power	118

04

DISTRIBUTED RENEWABLES
FOR ENERGY ACCESS

Overview of Energy Access	134
Technologies and Markets	136
Business Models	139
Policy Developments	140
Investment and Financing	141
International Initiatives and Programmes	144
Outlook	145

05

INVESTMENT FLOWS

Investment by Economy	149
Investment by Technology	152
Investment by Type	153
Renewable Energy Investment in Perspective	154
Early Investment Trends in 2019	154

06

ENERGY SYSTEMS
INTEGRATION AND ENABLING
TECHNOLOGIES

Advances in the Integration of Variable Renewable Energy	158
Enabling Technologies for Systems Integration	159

07

ENERGY EFFICIENCY

Overview	169
Electricity Generation	173
Buildings	174
Industry	176
Transport	177

08

FEATURE:
RENEWABLE ENERGY
IN CITIES

Drivers for Renewables in Cities	180
Opportunities for Urban Renewable Energy	183
City Ambition and Targets	184
City Leadership in the Global Energy Transition	185

Reference Tables	186
Energy Units and Conversion Factors	237
Data Collection and Validation	238
Methodological Notes	239
Glossary	242
List of Abbreviations	249

Endnotes: see full version online at www.ren21.net/gsr

TABLE OF CONTENTS

GSR 2019

SIDEBARS

■ Sidebar 1. Jobs in Renewable Energy, 2018	46
■ Sidebar 2. Policies Potentially Enabling Renewable Energy Penetration in Transport	58
■ Sidebar 3. Floating Solar PV	102
■ Sidebar 4. Renewable Electricity Generation Costs, 2018	127

TABLES

■ Table 1. Estimated Direct and Indirect Jobs in Renewable Energy, by Country/Region and Technology, 2017-2018	47
■ Table 2. Renewable Energy Targets and Policies, 2018	66
■ Table 3. Renewable Electricity Generating Technologies, Costs and Capacity Factors, 2018.....	128
■ Table 4. Approximate Impacts of and Responses to Rising Shares of Variable Renewable Energy.....	167

REFERENCE TABLES

■ Table R1. Global Renewable Energy Capacity and Biofuel Production, 2018	186	Table R14. Biofuels Global Production, Top 15 Countries and EU-28, 2018.....	216
■ Table R2. Renewable Power Capacity, World and Top Regions/Countries, 2018.....	187	Table R15. Geothermal Power Global Capacity and Additions, Top 10 Countries, 2018.....	217
■ Table R3. Renewable Energy Targets for Share of Primary or Final Energy, 2018, and Progress, End-2016.....	188	Table R16. Hydropower Global Capacity and Additions, Top 10 Countries, 2018.....	218
■ Table R4. Renewable Heating and Cooling Targets, 2018, and Progress, End-2017	191	Table R17. Solar PV Global Capacity and Additions, Top 10 Countries, 2018.....	219
■ Table R5. Renewable Transport Targets, 2018, and Progress, End-2017	193	Table R18. Concentrating Solar Thermal Power (CSP) Global Capacity and Additions, 2018	220
■ Table R6. Renewable Power Targets for Share of Electricity Generation, 2018, and Progress, End-2017 ...	194	Table R19. Solar Water Heating Collectors Total Capacity End-2017 and Newly Installed Capacity 2018, Top 20 Countries	221

预览已结束，完整报告链接和二维码如下：

https://www.yunbaogao.cn/report/index/report?reportId=5_14174

