

## Challenges for the growth of the electric vehicle market

### Background

The Foresight Briefs are published by the United Nations Environment Programme to highlight a hotspot of environmental change, feature an emerging science topic, or discuss a contemporary environmental issue. The public is provided with the opportunity to find out what is happening to their changing environment and the consequences of everyday choices, and to think about future directions for policy.

### Abstract

Electric vehicles (EV) can play an important part in the decarbonisation of the traffic sector. This helps in climate mitigation and positively impacts the air quality of cities, due to reduced emissions such as CO<sub>2</sub>, NO<sub>x</sub>, SO<sub>2</sub> and fine particles. In order to become an eco-friendlier product, however, increased efforts must be made to lighten the environmental and social burdens of the mining of rare earth materials, needed especially for the batteries and engines, and its production process. It must be accompanied by a shift of electricity production to renewable energy sources, while pushing for clear guidelines on re-usage and recycling of the batteries.

### Introduction

As CO<sub>2</sub> emissions are on the rise and air quality in cities is deteriorating, the use of electric vehicles is seen as a win-win solution. Alternatives to combustion vehicles (CV) are needed and EVs provide a promising solution as they do not use petrol nor emit CO<sub>2</sub>, NO<sub>x</sub> and other noxious gases or particles. Although use and growth of public transport and soft mobility should remain the priority for land

Global Electricity Production by Sources

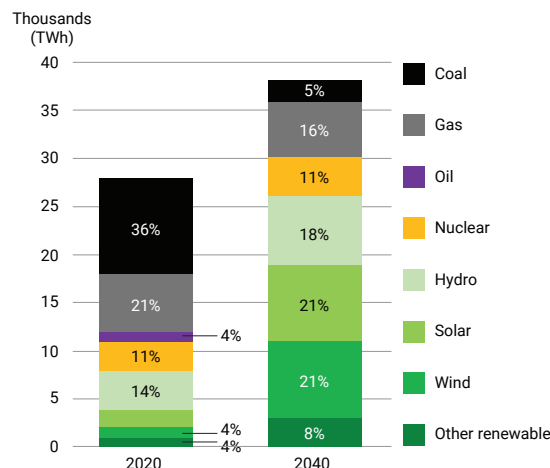


Figure 1: Global electricity energy mixed by sources for 2020 and 2040. Renewable energy is represented in green. An additional 18,000 Terrawatt hours (TWh) will be produced by renewable sources, thus increasing their share from 29% to 68% of total electricity. Electricity from transport will induce a 3,800 TWh increase of electricity demand and will represent 10% of total electricity.<sup>1</sup>

and city planning, there will still be a need and demand for individual transport, where consumer EVs can play a significant role.

To get the best improvement, the source of electricity to charge the car's batteries has to be based on renewable energy, so that it provides the eco-friendly alternative needed. In 2020, 61 per cent of the global electricity energy mix comes from fossil fuels (coal: 36%, gas: 21%, oil: 4%, Figure 1). A rapid increase of the production of electricity from renewable energy, observed over the last couple of years, is foreseen for the next 20 years. By 2040, 68% of all electricity production will stem from renewable sources. Transportation will account for 10% of its use.<sup>1</sup>

A closer look at all phases of the EVs life cycle shows two "challenges" that require attention to make EVs an even greener option:

- 1) the production process of batteries and EV engines requires the use of rare earth elements and consumes high amounts of energy; and
- 2) the need to implement strategies for the reuse, recycling and disposal of the batteries used in EVs at the end of their service life.

The potential threats and challenges, as well as solutions for the production and use of EVs and their batteries are now considered.



Electric car at charging station  
© Smile Fight / Shutterstock.com

The reasons for the rapid growth stems from the willingness of consumers to move away from petrol, underpinned by governments in many countries with incentives to encourage this shift. Clearly, extraction, transport, refinement and burning of fossil fuels have significant socio-environmental impacts. EVs do not directly emit CO<sub>2</sub>, nor Nitrogen oxides, nor dangerous

### Electric Vehicles Stock Scenario

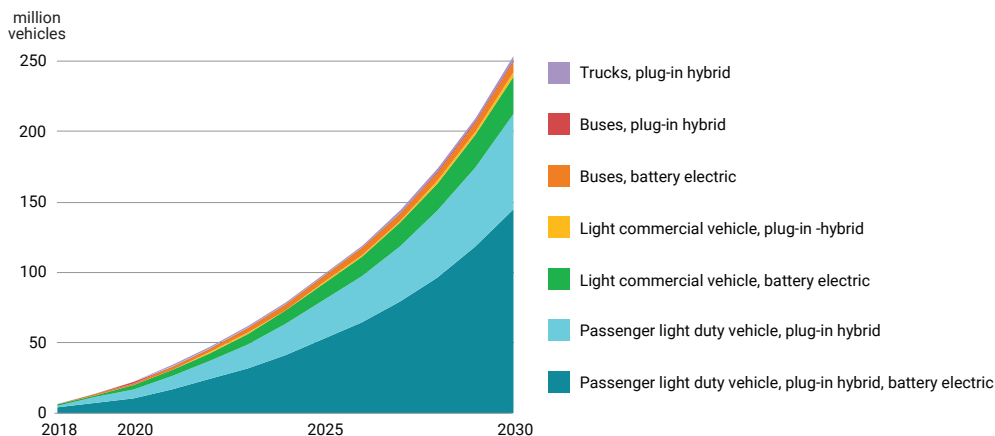
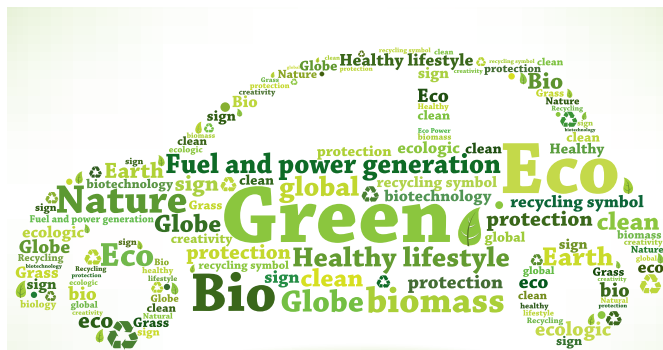


Figure 2: EV sales are on a steady rise. Projected EVs on the road will number 250 million by 2030.<sup>3</sup>



© Roxana Stefania / Shutterstock.com

particulate matter. They also do not make noise. This helps in improving the air quality of cities and decreasing CO<sub>2</sub> emissions to mitigate climate change. In addition, the EVs' engines are built in a completely different manner, reducing tremendously the amounts of mechanical parts needed; for example, they do not need oil for the engines, filters or spark plugs. This makes EVs very reliable cars. Also, electric engines convert energy into movement much more efficiently, with an 80% efficiency rate for "tank-to-wheel", while combustion engines achieve only a rate of 20%.<sup>5</sup>

Although these positive aspects are of importance for the transition to greener traffic, there remain two challenges: Firstly, EVs will not help in solving today's traffic congestion problems. Reducing mobility needs (e.g. via improved land- planning) and pushing for public transport and soft mobility (such as bicycle or pedestrians) should, therefore, remain the favoured option. These are much more efficient options in terms of energy and emissions per individual and per km. Although electric trains and subways are also electric vehicles, they do not require batteries. Secondly, to become clean transport, this shift to EVs should be done in parallel with a rapid transition to electricity production from renewable energy, a cleaner production of the electric batteries and a well organised reuse and recycling of these batteries.

EVs need precious minerals, for both the battery and the engine. Some of these minerals are so-called 'rare earth elements' (REE), which are not especially scarce resources but are available in only small amounts on the earth's crust. The origin of many of these minerals are concentrated in a few countries, (such as the Democratic Republic of the Congo, Republic of Chile and The People's Republic of China) especially the latter dominating the supply of many critical metals (Figure 3).

## Rare Earth Element Production

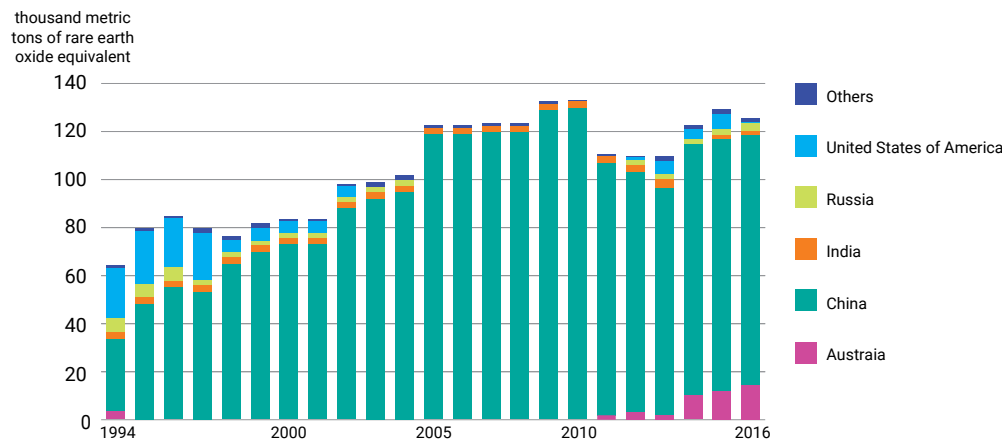


Figure 3: Rare earth element production, dominated by China.<sup>48</sup>

## What are the findings?

### Carbon footprint

The differences of the carbon footprint between EVs and CVs have been widely studied – with EVs having a clear advantage over CVs, although this positive effect depends mainly on how the energy is generated to produce the car (especially its battery), and what energy source is used to charge the battery. In Germany – where about 40% of the energy mix is produced by coal and 30% by renewables - a midsize electric car must be driven between 125,000-219,000 km, to break even on CO<sub>2</sub> emissions with a diesel car, and 60,000-127,000 km compared to a petrol car.<sup>6,7</sup> The case is similar in the

USA, but less pronounced in nuclear-powered France or regenerative energy rich Norway, where for a life time of 150,000 km, a break-even can be reached at 40,000 km for a medium-sized EV. The full life cycle CO<sub>2</sub> emissions sum up in these countries to around 70-80 g CO<sub>2</sub> per km for EVs, which contrasts the 190 g CO<sub>2</sub> per km for Germany.<sup>8</sup> An average European CV emits more than 250 g CO<sub>2</sub> per km, while its EV counterpart achieves under current conditions 130 g CO<sub>2</sub> km – almost half of it (Figure 4). Considering the whole life cycle of cars, recent research found that under current carbon intensities of electricity generation, EVs already produce less emissions than CVs in most of the world.<sup>9</sup>

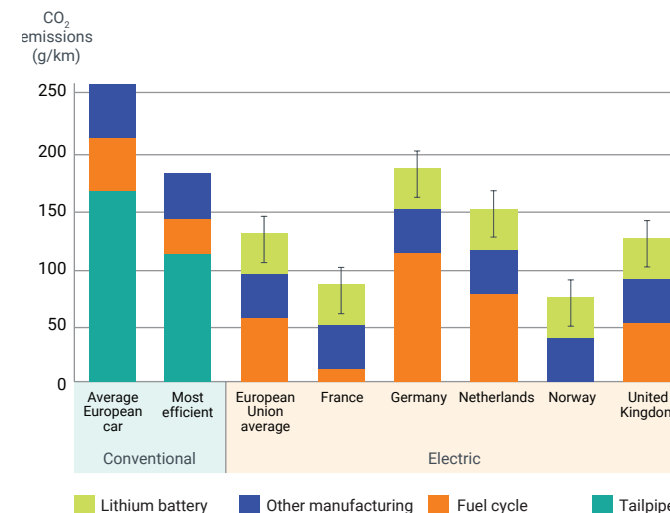


Figure 4: Life-cycle emissions (over 150,000 km) of electric and conventional vehicles in Europe in 2015.<sup>7</sup>

Countries will further improve their share of renewable electricity energy, which will steadily raise the EVs advantage over CVs. This advantage can be further improved if the production of the car and its battery is based on renewable energy and uses recycled materials. Some car manufacturers have already moved in this direction.

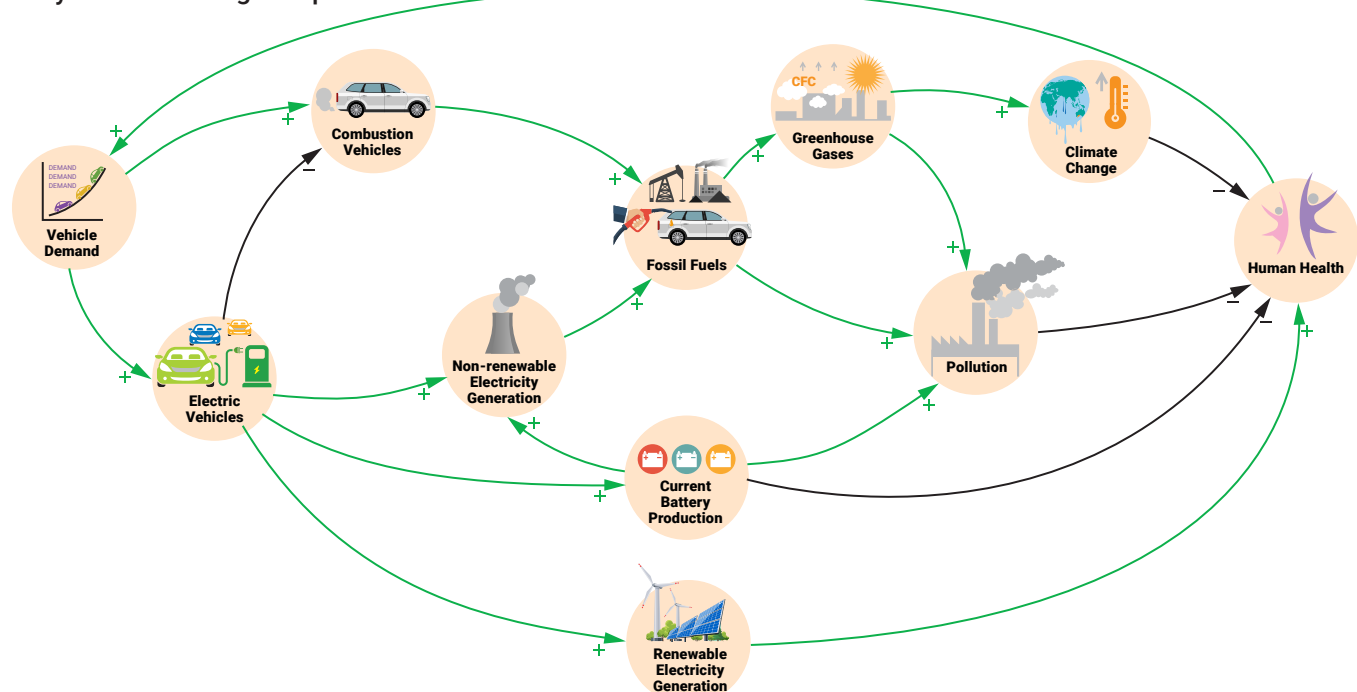
### Environmental footprint

Aside the greenhouse gas emissions affecting our climate, there are other environmental footprints of EVs which are reviewed here, keeping in mind that for CVs, impacts through the extraction of oil such as pollution of the environment and its energy consumption for transport and refinery are also major burdens.

#### • Components/Minerals

Most of the focus is on lithium, however other elements of batteries, such as cobalt, nickel and graphite also need to be considered. Batteries for small to medium sized consumer cars weight around 200-300 kg and have a capacity of 30-45 kWh. Depending on the battery type, it will consist of 5-80 kg of lithium, 8-20 kg of cobalt, up to 50 kg of graphite and 100 kg of nickel.<sup>3,10,11</sup>

### A Systems Thinking Perspective



Dominant causal loops in individual vehicle demand and alternatives to consider. Vehicle demand drives production and supply of vehicles. Combustion vehicles use fossil fuels that are polluting and increase greenhouse gases that worsen climate change which in turn adversely impacts human health. Electric vehicles, if built and operated using renewable energy resources and with recyclable components such as batteries, will help improve human health. This approach in turn leads to a more sustainable reinforcement of vehicle demand. (+) Influence is reinforcing and in the Same direction, (-) influence is balancing and in the Opposite direction.



Most electric vehicles use Neodymium-Iron-Boron permanent magnets, which contain up to 1 kg of neodymium<sup>12</sup>, and up to 100 g of dysprosium<sup>13</sup> as well as praseodymium. In 2015, half of the global demand for REE originated from these.

#### • **Environmental impacts**

Without clear policies and action, the production and use of EVs exhibit the potential for significant increases in human toxicity, freshwater eco-toxicity, freshwater eutrophication and metal depletion impacts. These impacts emanate largely from the vehicle supply chain. Life cycle assessments show that the battery production is the phase mainly responsible for all the impacts considered.<sup>14–17</sup> The type of recycling used plays an important role too. New policies on accelerating research for new types of batteries with a lower footprint should be implemented.

The amount needed for main minerals for EV batteries will increase from around 200,000 tons in 2018 to 7,100,000 tons in 2030 (Figure 5).<sup>18</sup>

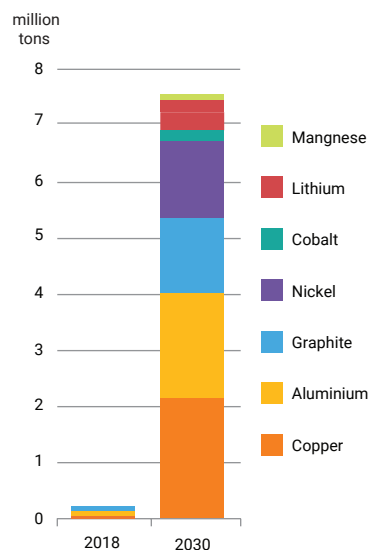


Figure 5: Metals and materials demand from lithium-ion battery packs in passenger EVs.<sup>18</sup>

Intensive mining operations have a definite impact on the surrounding environment such as: acidic mine drainage, water contamination, dam bursts and flooding, waste production, air pollution, soil erosion and contamination, water availability, ecosystem destruction, radioactive radiation, and submarine/riverine tailings disposal.<sup>19</sup> These should be better regulated. There are many reports on the negative impacts of mining minerals for EVs like lithium<sup>20–22</sup>, nickel<sup>23,24</sup>, cobalt<sup>25,26</sup> [or graphite<sup>27</sup>, and which describe the impacts of this mining on the local population and the environment.

Lithium, for example, takes 250 to 750 tons of lithium rich materials to produce one ton of lithium.<sup>28</sup> One report states that ‘9,600 to 12,000 cubic meters of waste gas - containing dust concentrate, hydrofluoric acid, sulfur dioxide, and sulfuric acid - are released with every ton of rare metals that are mined. Approximately 75 cubic meters of acidic wastewater, plus about a ton of radioactive waste residue are also produced’.<sup>29</sup> The latter is due to an often-found association of radioactive thorium and uranium with those rare earths.

Some metals, are derived from small mine pits, with hardly any environmental protection measures and very poor equipment for the workers, of which some are children.<sup>26</sup> New policies and enforcement of these are needed to protect the health of mining workers and ban child labour.

Extracting the ore from the earth represents only a small portion of REE production. Refining these into marketable products constitutes the major aspect of REE production and its environmental (and associated social) impacts.

#### • **Water**

In addition to the common consequences of mining – deposits, dust, toxic waste streams and others, – a major concern in the countries where lithium is exploited is the large amounts of water that is required in its processing.<sup>10</sup> Data from Bolivia and Chile suggests

that 5 to 50 m<sup>3</sup> of freshwater are needed per ton of final battery grade lithium carbonate produced.<sup>30</sup> Other sources indicate much higher amounts of up to 2,000 m<sup>3</sup>.<sup>22</sup> This extraction is having a significant impact on local farmers.<sup>21</sup> In arid land (e.g. in Atacama desert) the competition for water between mines and farmers is leading to high tensions. Better consideration for water use and new extracting techniques are needed.

#### • **Electricity**

The good news here is that the effects of an increased EV fleet on electricity consumption is rather small for the EVs’ use phase. In Germany for example, 10 million EVs would imply an increase of additional electricity of 5% or 30 TWh.<sup>31</sup> Or, in an extreme case: if the entire mileage of all passenger cars in Germany were covered by electric cars - in 2015 this was approximately 630 billion km - the electrical energy required for this would correspond to “only” about 20% of the current electricity consumption.



© Petair / Shutterstock.com

## What is being done?

### EVs production process

Due to increased awareness of uncontrolled effects on the environment around small illegal mining pits, some countries have closed many of these in recent times.<sup>23,32</sup> Increased pressure from companies and international agreements leads to environmentally and socially improved mining management. As the efficiency of batteries rapidly increases, the input to output ratio of energy and materials decreases proportionally, leading to a continuously decreasing footprint. Many different battery technologies, working with less or no cobalt for example, and using less harmful substances, are being developed around the world, which will steadily improve the environmental footprint of the EVs.



### Recycling batteries

Up to 2011, only a tiny share, less than 1% of the REE and 5% of lithium-ion batteries used in Europe got recycled<sup>33-36</sup> and most often ended up in landfills<sup>37</sup>, resulting in a considerable loss of resources. Although EV batteries will only become obsolete in the coming years, their recycling process should be organized and regulated early enough.

There are several reasons for the limited recycling. For example, batteries are produced by a variety of chemical processes making it difficult to develop standardized recycling, the cost of the recycling, the low value of the metals involved, the limited collection of used lithium batteries, and there is also a lack of incentives.<sup>38,39</sup> The cost of the recycling process makes it currently five times as expensive to buy recycled lithium, as to purchase new lithium.<sup>39</sup> Corrective measures need to be implemented so that recycling can become the norm. Nevertheless, some companies do recycle lithium-ion batteries, but they only recycle the cobalt and nickel in the batteries, due to their high value<sup>10</sup>.

Currently, the most widely used process includes heating the battery to high temperatures (>600°C), which makes it very CO<sub>2</sub>-intensive, and achieves only limited and partially low-quality recovery of the minerals.<sup>40-42</sup> Some companies are improving the procedure using mechanical destruction with much higher recycling rates, which will eventually lead the way to a more circular

## What are the implications for policy?



© zhang sheng / Shutterstock.com

### Change in our mobility schemes

Reducing impacts from individual transportation starts by reducing their demand. Looking more holistically at the issue of personal transport, land use and city planning is of utmost importance in order to design a transportation system, which enforces an effective network of public transport and soft mobility. We need

预览已结束，完整报告链接和二维码如下：

[https://www.yunbaogao.cn/report/index/report?reportId=5\\_13844](https://www.yunbaogao.cn/report/index/report?reportId=5_13844)

