



# Climate action

## 13 Take urgent action to combat climate change and its impacts<sup>1</sup>

Without climate-informed development, climate change could erode development gains and force 100 million more people into extreme poverty by 2030. Climate change is already affecting every country on every continent through changing seasons and weather patterns, rising sea levels, and more extreme weather events. Goal 13 addresses the changes in climate that pose substantial risks for agriculture, water supplies, food production, ecosystems, energy security, and infrastructure.

### Understanding the impacts of climate change

Global emissions of carbon dioxide, a major greenhouse gas (GHG) and driver of climate change, increased from 22.4 billion metric tons in 1990 to 35.8 billion in 2013, a rise of 60 percent (figure 13a). The increase in CO<sub>2</sub> emissions and other greenhouse gases has contributed to a rise of about 0.8 degrees Celsius in mean global temperature above preindustrial times.

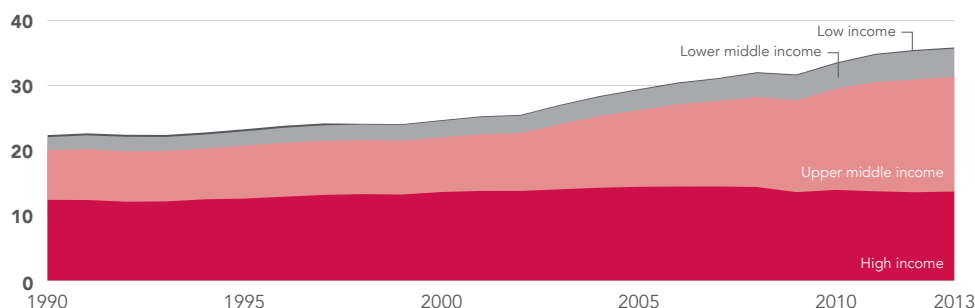
Continuing emissions of greenhouse gases will cause further warming and changes in all parts of the climate system.<sup>2</sup> Climate change projections use scenarios that approximate levels of GHG buildup (translated as radiative forcing) in the atmosphere. In the lowest-emission scenario, models project a likely mean increase in

global temperature of 1.0°C (±0.7°C) by 2100, relative to 1986–2005. The high-emission scenario models project a likely mean global temperature increase of 3.7°C (±1.1°C), with substantial regional variation under any scenario (figure 13d). Projected changes in annual precipitation also vary greatly depending on the scenario used (figure 13e). Extreme precipitation events over most of the mid-latitude land masses and wet tropical regions are likely to become more intense and more frequent by the end of the century. But under the high-emission scenario, mean annual precipitation is likely to decrease in many mid-latitude and subtropical dry regions.<sup>3</sup>

Given the lag between emissions reduction policies and their impact on global temperatures, an additional warming of at least 1 degree Celsius in the near future is

### 13a CO<sub>2</sub> emissions are unprecedented

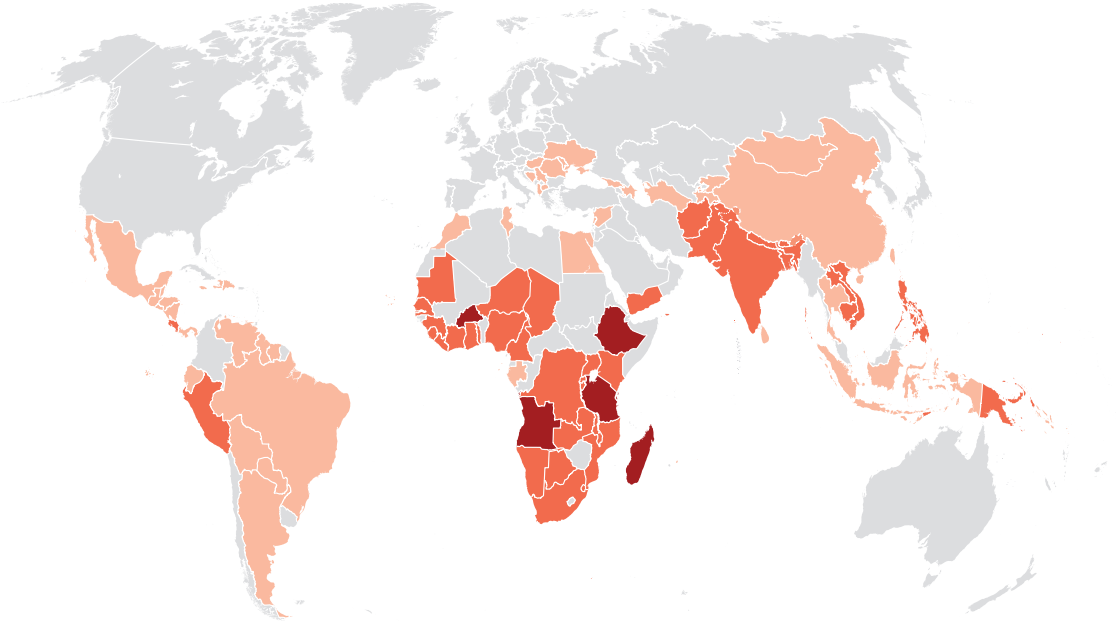
Billions of metric tons



Source: Fossil-Fuel CO<sub>2</sub> Emissions (database), Carbon Dioxide Information Analysis Center, Oak Ridge National Laboratory, Oak Ridge, TN; WDI (EN.ATM.CO2E.KT).

**13b Climate change could raise extreme poverty rates substantially by 2030**

Percentage point increase in poverty rate



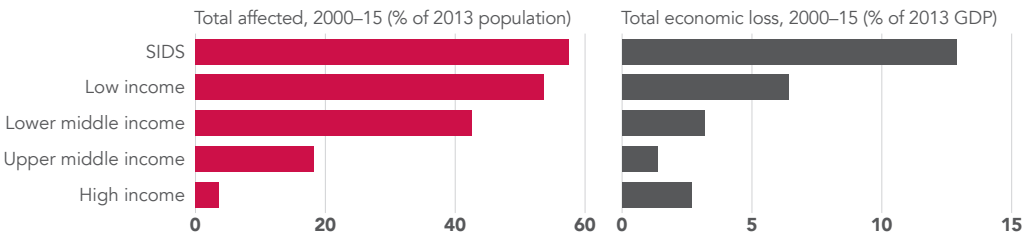
Source: S. Hallegatte, M. Bangalore, L. Bonzanigo, M. Fay, T. Kane, U. Narloch, J. Rozenberg, D. Treguer, and A. Vogt-Schilb, 2016, *Shock Waves: Managing the Impacts of Climate Change on Poverty*, Washington, DC: World Bank, <https://openknowledge.worldbank.org/handle/10986/22787>.

inevitable; this could have a large impact on poverty reduction efforts.<sup>4</sup> Recent analysis finds that climate change could push more than 100 million more people into poverty by 2030 (figure 13b).<sup>5</sup> But good development—rapid, inclusive, and climate informed—can prevent most of the impacts of climate change on extreme poverty by 2030.

Goal 13 calls for stronger resilience and capacity to adapt to climate-related hazards and natural disasters. Climate change is expected to heighten the intensity of certain natural disasters, such as storms, hurricanes, cyclones, and flooding events. Historically, natural disasters have had a disproportionately adverse effect on low- and middle-income countries, both in

**13c Natural disasters have a significant impact on low-income countries and small island developing states (SIDS)**

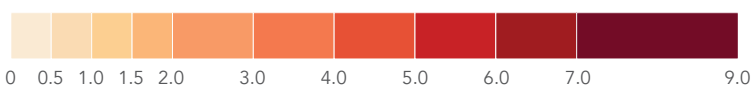
Effects of natural disasters on population and GDP



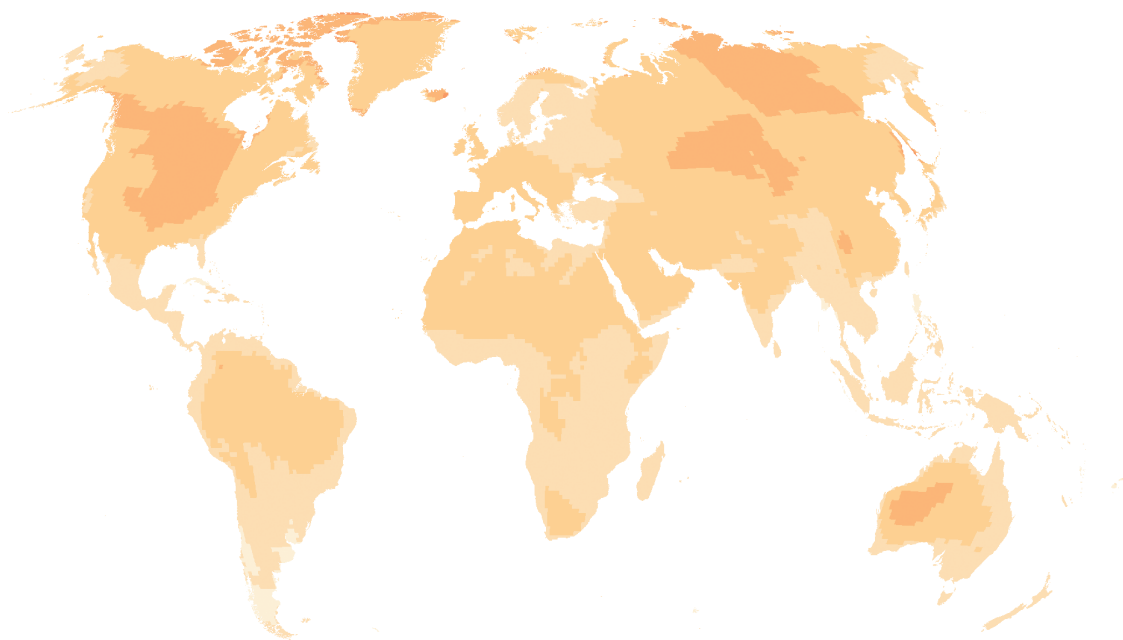
Source: EM-DAT, The International Disaster Database, School of Public Health, Université catholique de Louvain, Brussels, <http://www.emdat.be>; WDI (SP.POP.TOTL, NY.GDP.MKTP.CD).

### 13d Climate change is likely to increase global temperatures, with large regional differences

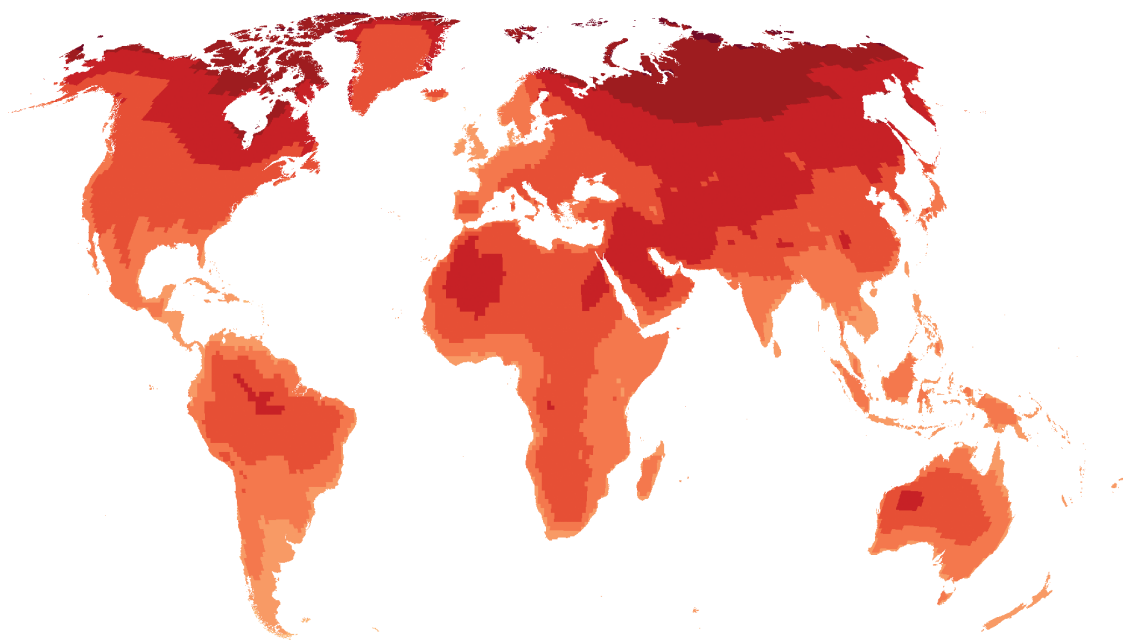
Change in average surface temperature, 1986–2005 to 2080–99 (°C)



Low emissions scenario, RCP 2.6



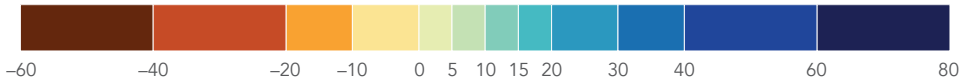
High emissions scenario, RCP 8.5



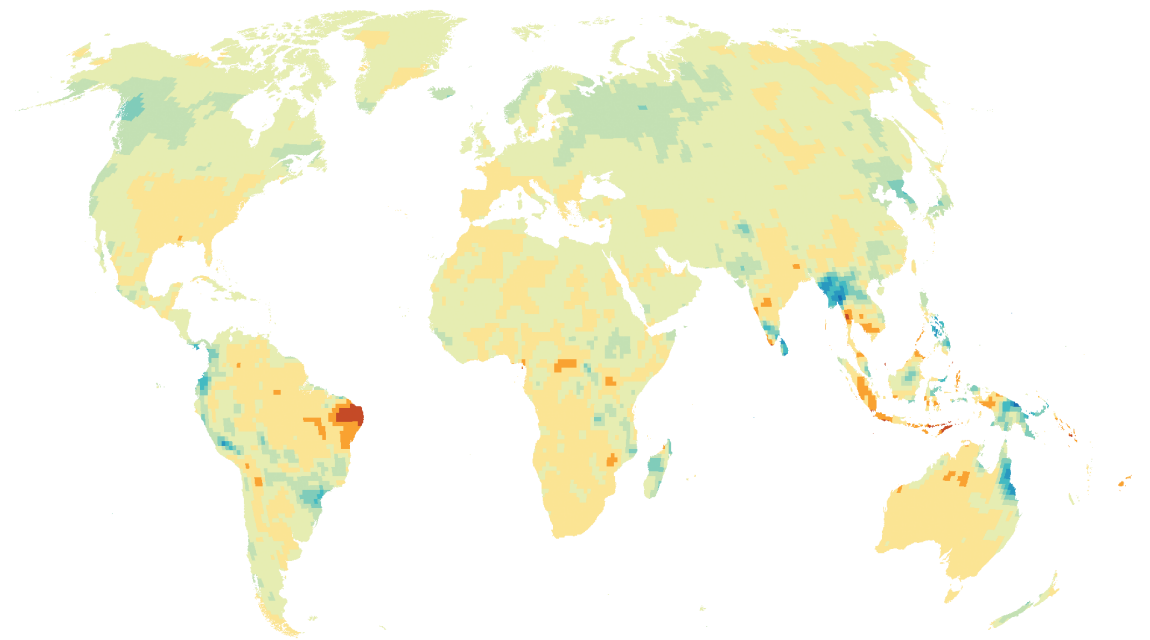
Source: Intergovernmental Panel on Climate Change, 2013, *Climate Change 2013: The Physical Science Basis*, Cambridge, UK: Cambridge University Press; temperature anomaly in 2080–99 using bcc\_csm1\_1\_m model (CMIP5, RCP 2.6 and 8.5). Data are from the World Bank Climate Change Knowledge Portal.

**13e Climate change is likely to result in some regions receiving more precipitation while others receive less**

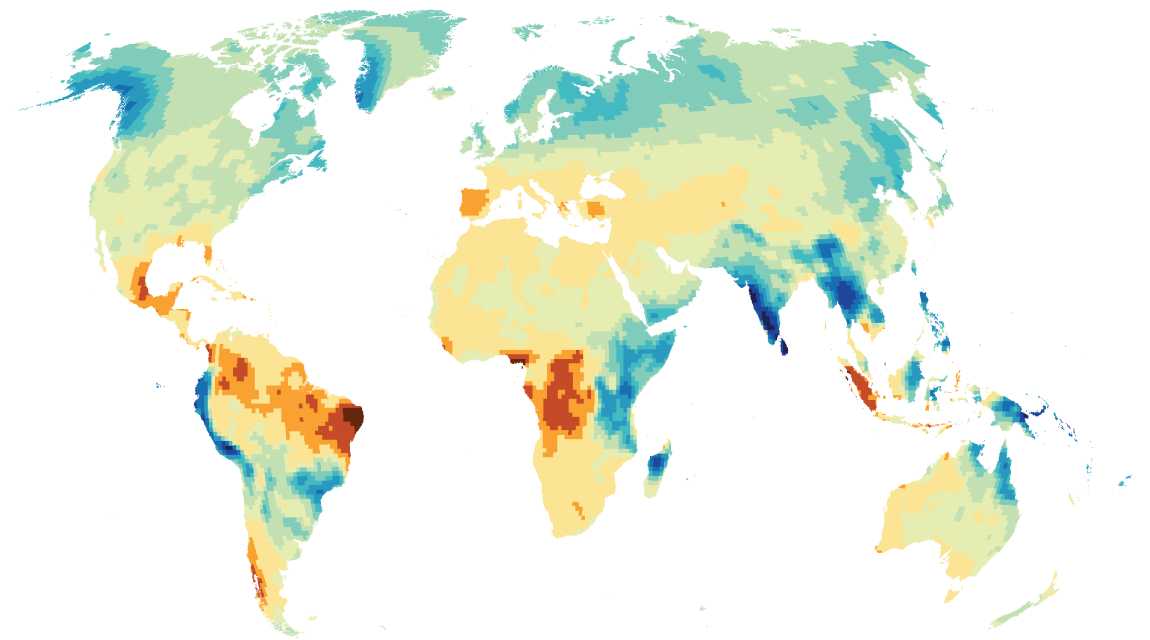
Change in average precipitation, 1986–2005 to 2080–99 (%)



Low emissions scenario, RCP 2.6



High emissions scenario, RCP 8.5



Source: Intergovernmental Panel on Climate Change, 2013, *Climate Change 2013: The Physical Science Basis*, Cambridge, UK: Cambridge University Press; temperature anomaly in 2080–99 using bcc\_csm1\_1\_m model (CMIP5, RCP 2.6 and 8.5). Data are from the World Bank Climate Change Knowledge Portal.

the percentage of population affected and the relative loss of GDP (figure 13c). Small Island Developing States are particularly vulnerable, owing to their exposure to cyclones, their low elevation, and in some cases their economic vulnerability or lack of capacity. Given the expected increase in storm intensity attributable to climate change, these impacts could be even greater in the future.

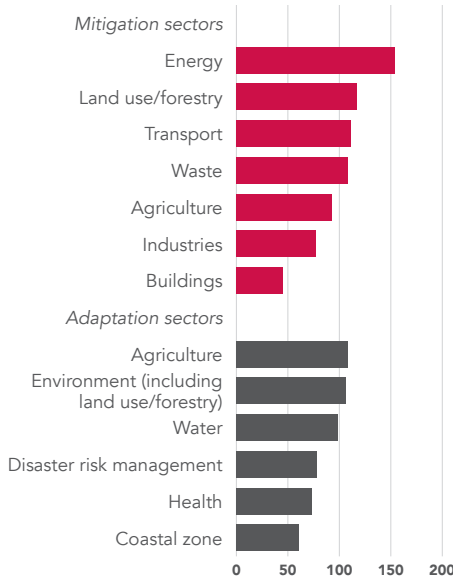
### Addressing climate change

Integrating climate change measures into national policies, strategies, and planning is critical (target 13.2). The December 2015 Paris Agreement under the United Nations Framework Convention on Climate Change (UNFCCC) aims to hold increases in the global average temperature to well below 2° C above preindustrial levels and to reach peak global greenhouse gas emissions as soon as possible with rapid reductions thereafter.

Parties to the UNFCCC have submitted nationally determined contributions (NDCs) detailing intended actions to address climate change. As of November 2016, 162 NDCs have been submitted by 189 countries. NDCs include measures to reduce greenhouse gas emissions (mitigation), better manage climate change impacts on socioeconomic systems and ecosystems (adaptation), and support national policies and planning (both mitigation and adaptation). They cover a wide range of sectors, including energy, agriculture, water, health, and disaster risk management (figure 13f).

### 13f Nationally determined contributions span many sectors

Number of countries with commitments



Source: World Bank, Intended Nationally Determined Contributions (<http://indc.worldbank.org>).

transfer, and 104 will require support for capacity building initiatives.

### Financing the response to climate change

The UNFCCC established a goal of committing \$100 billion a year by 2020 from developed countries to address the mitigation and adaptation needs of developing countries (target 13.a).<sup>6</sup> In total, the OECD projects climate finance flows attributable to developed countries to be almost \$93 billion in 2020.

预览已结束，完整报告链接和二维码如下：

[https://www.yunbaogao.cn/report/index/report?reportId=5\\_13377](https://www.yunbaogao.cn/report/index/report?reportId=5_13377)

