

# Life below water

## 14 Conserve and sustainably use the oceans, seas, and marine resources for sustainable development

Almost 90 percent of global marine fish stocks are now fully exploited or overfished, and wild capture fisheries struggle without sound regulatory frameworks and strong enforcement. The status of marine biodiversity is closely connected with ocean pollution and acidification. About two-thirds of the world's oceans showed signs of increased human impact between 2008 and 2013. Goal 14 recognizes these broad challenges and seeks the conservation and sustainable use of oceans.

### Preserving fish stocks for future generations

Driven by rising populations, higher incomes, and greater awareness of seafood's health benefits, the demand for fish is twice the estimated supply of sustainably caught wild fish.<sup>1</sup> Data deficiencies continue to hamper analysis, but aggregates based on data that governments report to the Food and Agriculture Organization (FAO) and estimates of under-reporting indicate that total fish catches are declining worldwide (figure 14a).

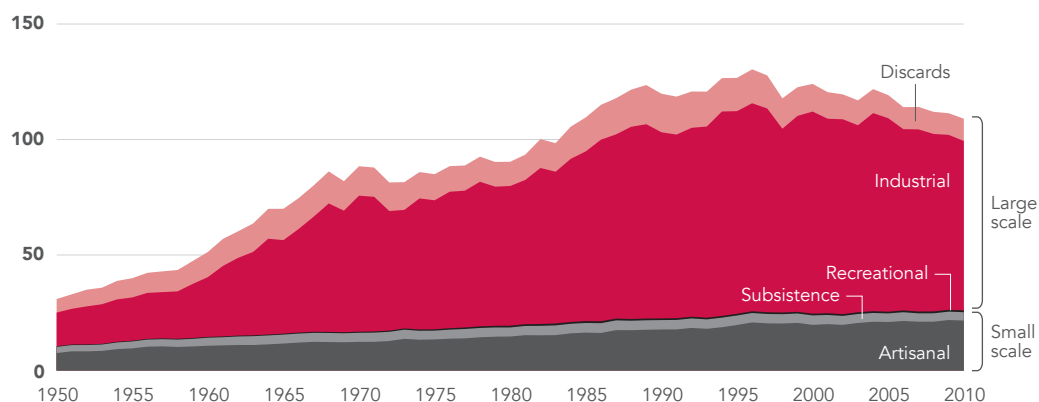
Goal 14 aims to rapidly rebuild sustainable fish stocks (target 14.4). According to FAO,

the proportion of overfished stocks has been increasing over the last four decades.<sup>2</sup>

The situation is worst in low-income and middle-income countries, where weak regulation and enforcement have produced above-average declines. Illegal fishing constitutes an additional challenge, as it accounts for around 20 percent of the global catch, undermining the efforts of both small and large fishing enterprises to implement sustainable fishing regimes and making it harder for well-managed fisheries to compete in international markets by undercutting fair pricing.<sup>3</sup>

### 14a After decades of growth, fish catches have either plateaued or are declining

Catch (millions of metric tons)



Source: Pauly, D. & Zeller, D. Catch reconstructions reveal that global marine fisheries catches are higher than reported and declining. Nat. Commun. 7:10244 doi: 10.1038/ncomms10244 (2016).

An additional challenge is that global fisheries continue to forgo substantial economic benefits each year due to poor management. And even if the most drastic measures to reduce fishing were implemented globally, it would still take up to 20 years for the overexploited stocks to recover and for global fisheries to be sustainable. The cost of delayed action, compared with accelerated reform, is more than \$500 billion.<sup>5</sup>

### Eliminating subsidies

Goal 14 supports ocean well-being through the elimination of subsidies that encourage overcapacity and overfishing (target 14.6). Globally, these subsidies, about \$10 billion annually and mainly directed to sea fisheries, drive continued fishing despite declining catch values and profits (figures 14b and 14c).<sup>4</sup>

### Meeting more demand through aquaculture

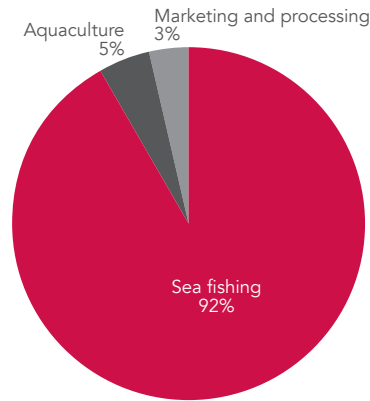
As capture fisheries struggle with overcapacity and weak regulatory frameworks, aquaculture has been steadily increasing output to meet rising consumer demand. Aquaculture now provides half the global seafood supply, with China the leading producer (58 percent of total), followed by Indonesia, India, and Vietnam (figure 14e).

### Supporting livelihoods

About 61 percent of global gross national product is produced within 100 km of oceans.<sup>6</sup> Goal 14 seeks to increase economic benefits to producers from the sustainable use of marine resources, particularly for producers in small states and lower income economies (target 14.7). About 11 percent of the world's people rely on fisheries and aquaculture as the main source of income, and more than 90 percent of them work in capture fisheries in small enterprises in low- and middle-income countries.<sup>7</sup>

FAO data from 2014 indicate that 56.6 million people were engaged in capture fishing and aquaculture in 2014. Over the last decade employment in the sector decreased, almost

### 14b Most government subsidies for fisheries go to sea fishing

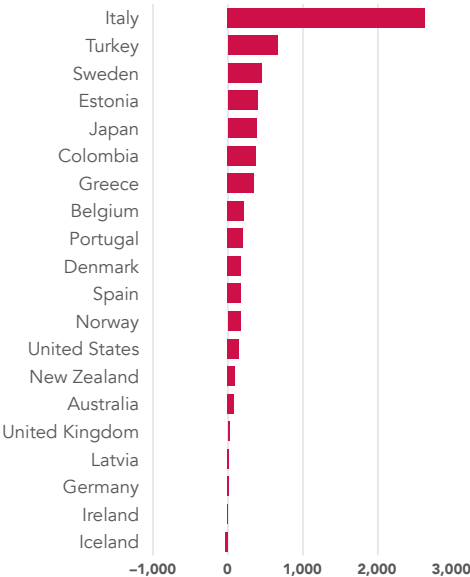


Note: Government support to capture fisheries, aquaculture, and marketing and processing is only for selected OECD countries, but it is indicative of such subsidies worldwide.

Source: Organisation for Economic Co-operation and Development, Fisheries Support (database), Paris, <https://data.oecd.org/fish/fisheries-support.htm>.

### 14c Italy and Turkey give the biggest subsidies per catch ton, among OECD countries

Subsidy per metric ton (\$)



Source: Organisation for Economic Co-operation and Development, Fisheries Support (database), Paris, <https://data.oecd.org/fish/fisheries-support.htm>; WDI (ER.FSH.CAPT.MT).

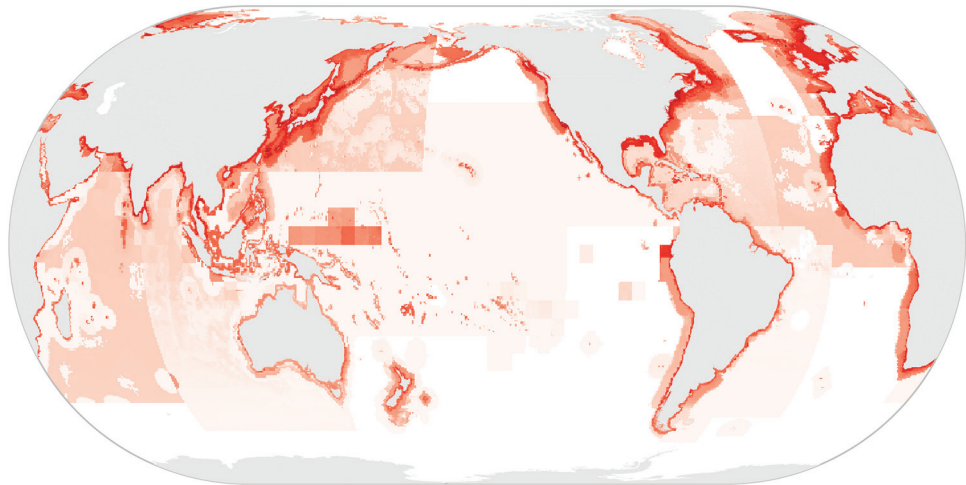
entirely due to a decrease of approximately 1.5 million fishers, while the number of fish farmers was stable.<sup>8</sup>

**14d Capture fisheries are starting to shrink**

Annual catch (per square kilometer)



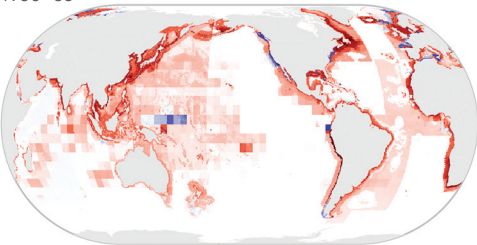
1950



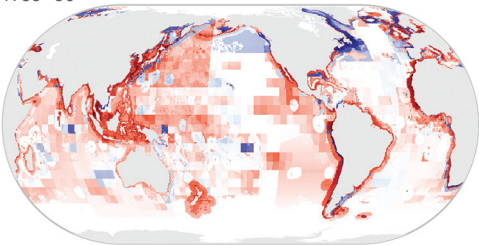
Change in annual catch (metric tons per square kilometer)



1950–65



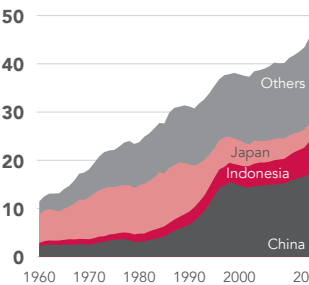
1965–80



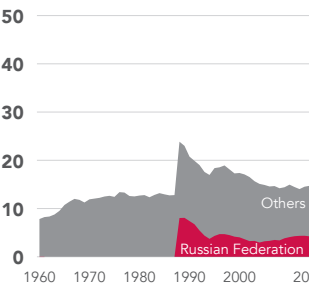
Source: Pauly, D., and D. Zeller, eds., 2015. Sea Around Us Concepts, Design and Data (<http://seararoundus.org>)

**Capture fisheries production, reported (millions of metric tons)**

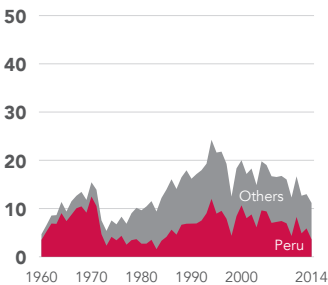
East Asia & Pacific



Europe & Central Asia



Latin America & Caribbean

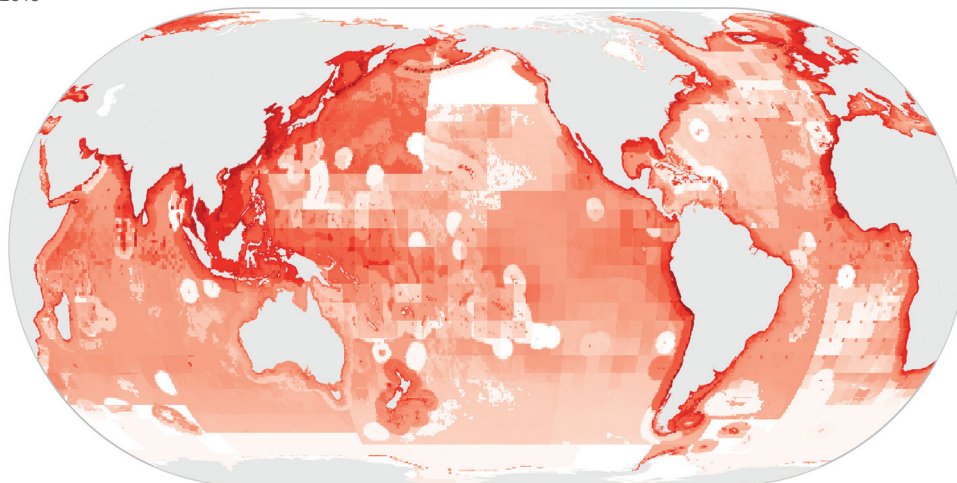


Source: Food and Agriculture Organization; WDI (ER.FSH.CAPT.MT).

### Annual catch (per square kilometer)



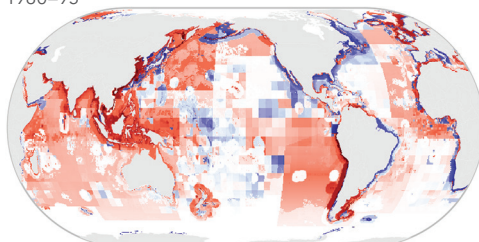
2013



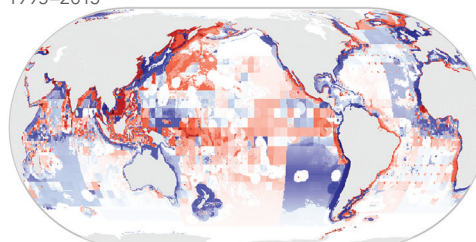
### Change in annual catch (metric tons per square kilometer)



1980–95



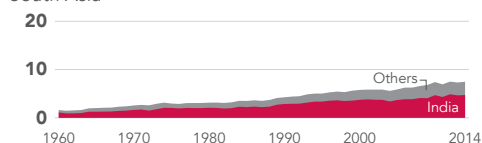
1995–2013



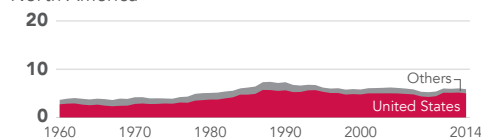
Source: Pauly, D., and D. Zeller, eds., 2015. Sea Around Us Concepts, Design and Data (<http://seararoundus.org>)

### Capture fisheries production reported (millions of metric tons)

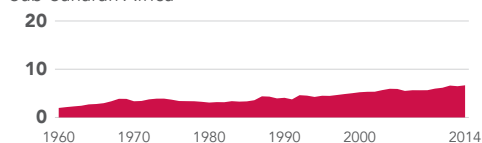
South Asia



North America



Sub-Saharan Africa



Middle East & North Africa

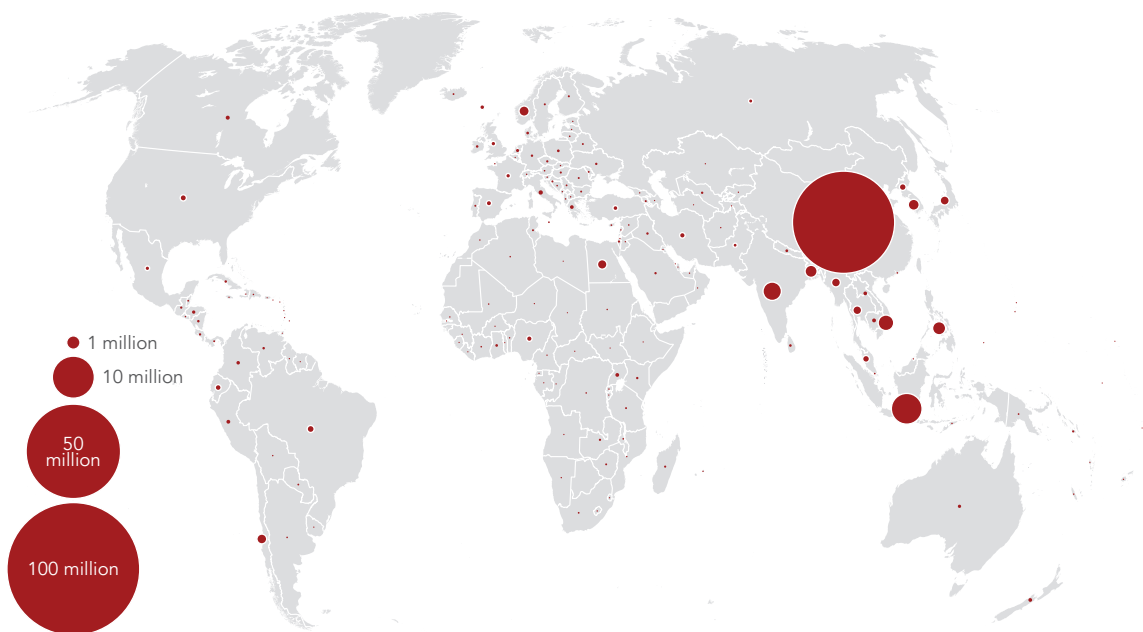


Source: Food and Agriculture Organization; WDI (ER.FSH.CAPT.MT).



## 14e China is the largest aquaculture producer

Aquaculture production (metric tons)



Source: Food and Agriculture Organization; WDI (ER.FSH.AQUA.MT).

## Reducing ocean pollution

Marine biodiversity and the global environment are closely connected with ocean pollution and acidification.

Restricting human activities in marine protected areas helps preserve coastal and shoreline ecosystems (target 14.5).<sup>9</sup> If properly enforced, these measures can help rebuild depleted stocks and act as sanctuaries for biodiversity. In 2014 low-income countries had

global ocean (98 percent) is affected by multiple factors, including higher than normal sea surface temperatures, ocean acidification, and high ultraviolet radiation.<sup>11</sup>

Increasing CO<sub>2</sub> concentrations in the atmosphere increase the acidity of the oceans, compromising marine life by making shell formation more difficult. Since the industrial revolution, surface ocean acidity has increased by 30 percent, threatening the multibillion-dollar shellfish industry and the marine ecosystems that depend on clams, oysters, and mussels for

预览已结束，完整报告链接和二维码如下：

[https://www.yunbaogao.cn/report/index/report?reportId=5\\_13375](https://www.yunbaogao.cn/report/index/report?reportId=5_13375)

