

2010



REPORT

ON THE ENVIRONMENT

OF THE CZECH REPUBLIC



2010

**REPORT
ON THE ENVIRONMENT
OF THE CZECH REPUBLIC**



Ministry of the Environment
of the Czech Republic

Prepared by the editorial team
of CENIA, Czech Environmental Information Agency

The list of collaborating organisations:

Departments of the Ministry of the Environment of the Czech Republic
Agency for Nature Conservation and Landscape Protection of the Czech Republic
Czech Hydrometeorological Institute
Czech Office for Surveying, Mapping and Cadastre
Czech Society for Ornithology
Czech Statistical Office
EKO-KOM, authorized packaging company
Energy Regulatory Office
Environmental Centre of Charles University in Prague
Forest Management Institute
Forest Stewardship Council of the Czech Republic
Forestry and Game Management Research Institute
Institute of Health Information and Statistics of the Czech Republic
Ministry of Agriculture
Ministry of Finance of the Czech Republic
Ministry of Health of the Czech Republic
Ministry of Industry and Trade of the Czech Republic
Ministry of Transport
National Institute of Public Health
National Reference Laboratory for Noise Measuring in Municipalities
Programme for the Endorsement of Forest Certification schemes in the Czech Republic
Regional Public Health Institute of Ostrava
Research Institute for Soil and Water Conservation
Road and Motorway Directorate
State Environmental Fund of the Czech Republic
T. G. Masaryk Water Research Institute
Technical Administration of Roads of the Capital City of Prague
Transport Research Centre

Authorised version
© Ministry of the Environment of the Czech Republic, Prague
ISBN 978-80-85087-96-3

The enclosed CD contains these other publications:

Report on the Environment of the Czech Republic in 2009
Report on the Environment of the Czech Republic in 2010
Statistical Yearbook of the Environment of the Czech Republic 2010
Statistical Yearbook of the Environment of the Czech Republic 2011

Contact:

CENIA, Czech Environmental Information Agency
Litevská 1174/8, 100 05 Prague 10
tel.: +420 267 225 340, fax: +420 271 742 306
info@cenia.cz, <http://www.cenia.cz>

Graphic design and typesetting:

Daniela Řeháková

Print:

GZH, s.r.o., Čapkova 284, 549 31 Hronov

Introduction

Pursuant to Act No. 123/1998 Coll., on the right to environmental information, as amended, and Government Resolution of 17 August 1994 No. 446/1994, the Report on the Environment of the Czech Republic (hereinafter the Report) is annually prepared and subsequently submitted for approval to the Government of the Czech Republic and for consideration to the Chamber of Deputies and the Senate of the Parliament of the Czech Republic.

The Report is a comprehensive document assessing the state of the environment of the Czech Republic, including its context. Since the 2005 edition, the compilation of the Report has been entrusted to CENIA, the Czech Environmental Information Agency.

The 2010 Report was discussed and approved by the Government on 11 January 2012, after which it was conveyed to both chambers of the Parliament of the Czech Republic. The Report is published in electronic form at <http://www.mzp.cz> and <http://www.cenia.cz> and also distributed in printed form.

The report comprehensively assesses the state of the environment in a given year based on available data and information. In 2010, both positive and negative trends were identified in individual areas of the environment.

The Ministry of the Environment of the Czech Republic has been implementing a number of both legislative and non-legislative measures in order to eliminate negative environmental trends. The main long-term priority is the improvement of air quality, namely those factors that have the most effect on human health. This mainly concerns the reduction of suspended particulate matter (abbreviated as PM₁₀ and PM_{2.5}) and polycyclic aromatic hydrocarbons (such as benzo(a)pyrene). An important prerequisite for improving the current situation is a new law that focuses on polluters, including small sources, more than the existing law and also amends pollution changes. The new air protection law also includes the option of defining low emission zones.






Other areas that require attention and that the Ministry of the Environment of the Czech Republic considers priorities include anti-flooding measures, waste management and energy efficiency improvement, from both the production and energy consumption perspectives. All of the above objectives will be resolved through legislation by passing a new waste law, adopting conceptual and strategic documents regulating waste management and by co-developing legal regulations to increase the energy efficiency of buildings. Practical instruments include projects implemented within the Operational Programme Environment.






The Ministry of the Environment of the Czech Republic will also focus on soil protection where there has been a long-term trend of intensive and uncoordinated agricultural land appropriation. The objective of the measure is to slow down the decrease in agricultural land and its protection against degradation and pollution. In this respect, the Ministry of the Environment of the Czech Republic has been strengthening the existing instruments and introducing new ones as part of the amendment on the protection of agricultural land resources that is being prepared.

The Ministry of the Environment of the Czech Republic has not forgotten its other priority area of focus, nature conservation and landscape protection. As far as this area is concerned, the management of protected areas is being developed and improved so that individual natural parks and protected landscape areas serve people while preventing the destruction and degradation of natural territories. In addition to amendments to legal regulations, another important instrument is the involvement of a wider range of stakeholders in discussions concerning specific problems in this area. One such example is the issue of Šumava National Park.

Table of Contents

Methodology	6
Key messages of the Report	9
Indicator-based assessment of the environment	12

	Change since 1990	Change since 2000	Last year -to-year change	Page
 AIR AND CLIMATE				12
01. Temperature and precipitation characteristics	-	-	-	12
02. Greenhouse gas emissions	😊	😊	😞	15
03. Emissions of acidifying substances	😊	😊	😊	19
04. Emissions of ozone precursors	😊	😊	😊	22
05. Emissions of primary particulate matter and secondary particulate matter precursors	😊	😊	😊	25
06. Exceedances of limit values for human health protection	😊	😊	😞	28
07. Exceedances of limit values for the protection of ecosystems and vegetation	N/A	😊	😊	31
 WATER MANAGEMENT AND WATER QUALITY				34
08. Total water abstraction	😊	😊	😊	34
09. Pollution discharged into surface water	😊	😊	😊	37
10. Pollution in watercourses	😊	😊	😊	40
11. Proportion of the population connected to sewerage systems and waste water treatment plants	😊	😊	😊	43
 BIODIVERSITY AND ECOSYSTEM SERVICES				46
12. State of animal and plant species of Community importance	N/A	N/A	N/A	46
13. State of natural habitat types of Community importance	N/A	N/A	N/A	50
14. Common bird species indicator	😞	😞	😞	53
 FORESTS AND LANDSCAPE				56
15. Health condition of forests	N/A	😞	😊	56
16. Responsible forest management indicator	😊	😊	😊	60
17. Land use	😞	😞	😊	63
 INDUSTRY AND ENERGY SECTOR				66
18. Industrial production and its structure	😊	😊	😊	66
19. Final energy consumption	😊	😊	😊	69
20. Fuel consumption by households	😊	😊	😊	72
21. Energy intensity of the economy	😊	😊	😞	75
22. Structure of electricity and heat generation	😊	😊	😊	78

	Change since 1990	Change since 2000	Last year -to-year change	Page
 TRANSPORTATION				82
23. Passenger and freight transport demand →	☹️	☹️	☺️ →	82
24. Structure of passenger-car and truck fleet →	☹️	☹️	☹️ →	86
 SOIL AND AGRICULTURE				90
25. Agricultural soil use limits →	-	-	- →	90
26. Soil erosion →	☹️	☹️	☹️ →	94
27. Consumption of mineral fertilizers and plant protection products →	☺️	☹️	☹️ →	98
28. Area under organic farming →	☺️	☺️	☺️ →	101
 WASTE AND MATERIAL FLOWS				104
29. Domestic material consumption →	☺️	☹️	☺️ →	104
30. Material intensity of GDP →	☺️	☹️	☺️ →	107
31. Total waste production →	N/A	☹️ *	☺️ →	110
32. Municipal waste production and management →	N/A	☹️ *	☹️ →	113
33. Waste management structure →	N/A	☹️ *	☹️ →	117
34. Packaging waste production and recycling →	N/A	☹️ *	☹️ →	120
 HEALTH AND ENVIRONMENT				124
35. Health risks from air pollution →	N/A	☹️	☹️ →	124
36. Population's exposure to chemicals →	☺️	☹️	☺️ →	128
37. Noise pollution →	N/A	N/A	N/A →	131
 FINANCING				134
38. Total environmental protection expenditure →	☺️	☺️	☹️ →	134
39. Public environmental protection expenditure →	☺️	☺️	☺️ →	138
Global and European context of driving forces affecting the state of the environment →				142
List of abbreviations →				144
Glossary of terms →				146

* change since 2003

Methodology

The Report on the Environment (hereinafter referred to as the Report) is a basic environmental reporting document of the Czech Republic. The methodology of the Report did not change much between 1994 and 2008, and therefore it was published in a similar form, only with slight changes. As the need and demand for information and expert support for the processes of the creation and implementation of environmental strategies have grown, the methodology of the Report has been modified in 2009 in order to better reflect the requirements of those who use it and to provide conclusions relevant to policy-making. The Report is standardly based on authorized data obtained from monitoring systems administered by organizations both from within and outside the environmental sector. Data for international comparison is provided by Eurostat, the European Environment Agency (EEA) and the Organization for Economic Cooperation and Development (OECD).

THE USE OF INDICATORS TO DESCRIBE THE STATE OF THE ENVIRONMENT

The methodical basis of the new Report are indicators, i.e. precisely methodically described indicators related to main environmental topics of the Czech Republic and objectives of the current State Environmental Policy of the Czech Republic for 2004–2010. Once a new State Environmental Policy of the Czech Republic has been prepared, the set of indicators should be harmonized so that new indicators are related to the new policy and can reflect annual fulfilment of the policy's objectives. Environmental indicators are among the most widely used environmental assessment instruments. Based on data, they demonstrate the state, specifics and development of the environment and can indicate new topical environmental issues. An assessment that uses indicators is clear and user-friendly. The new methodology based on indicators follows methodical trends applied in the EU and is in line with the gradual harmonizing process of reporting both at national and European levels.

ENVIRONMENTAL ASSESSMENT USING A SET OF KEY INDICATORS

The formation and development of key indicators stemmed from the necessity to identify a small range of politically relevant indicators that, together with other information, respond to selected priority policy issues and take current topics into consideration. The set is an effective tool used to process the Report and assess the fulfilment of current objectives and priorities of the State Environmental Policy of the Czech Republic.

The set of key indicators includes 39 indicators, selected using the following criteria:

- Relevance for current environmental issues;
- Relevance for the current implemented state environmental policy strategies and international commitments;
- Availability of quality and reliable data over a long period of time;
- Relationship to the sectoral concept and its environmental aspects;
- "Cross-section" nature of the indicator – the indicator covers as many causal links as possible, i.e. it was selected to represent both causes and consequences of other phenomena in the DPSIR chain;
- Link to indicators defined at the international level and detailed at the EU level.

In the future, the proposed set of indicators will not be static, but rather continuously modified to meet the needs of the applicable State Environmental Policy of the Czech Republic, the EEA set, environmental issues and the availability of underlying data sets. Over the last two years, two new indicators have been added to the thematic area entitled "Soil and Agriculture" and the question of ecosystem services were added to "Biodiversity". On the other hand, it was not possible to perform an annual update of some indicators because the data is reported over an interval of several years – such as indicator No. 12 "State of animal and plant species of Community importance" and indicator No. 13 "State of natural habitat types of Community importance". Indicators included in the set of key indicators were developed by specialised work centres in the Czech Republic that have dealt with the issue for many years, or were adopted from internationally acknowledged sets (EEA CSI, Eurostat, OECD and others).


MESSAGES COMMUNICATED VIA INDICATORS

An indicator in the Report provides information across several hierarchical levels of detail. First, it provides comprehensible information – a key message, related (if currently possible) to a specific objective or another national or international obligation. General information also includes an overall trend assessment and impacts of the assessed phenomenon on human health and ecosystems. A detailed level of indicator assessment includes an assessment of the state and development as well as an assessment of international comparison. In indicators where verified data are available, the state of the environment is compared to other EU27 states. In some indicators, an international comparison beyond EU27 is included because of global importance of the topic (such as indicator No. 02 – Greenhouse gas emissions). Each indicator is assessed according to a unified template and simultaneously presented at <http://indikatory.cenia.cz> in a more detailed form than in the Report, together with methodology specifications and other meta data. The Report provides a link to the website for each indicator at the end of each chapter.

EMOTICON SYMBOL KEY

😊	The trend is developing positively in line with defined objectives.
😐	The trend is developing neither negatively nor positively and can be referred to as being stagnate.
😞	The trend is developing negatively and not in line with defined objectives.

INDICATOR ASSESSMENT STRUCTURE



预览已结束，完整报告链接和二维码如下：

https://www.yunbaogao.cn/report/index/report?reportId=5_10025

