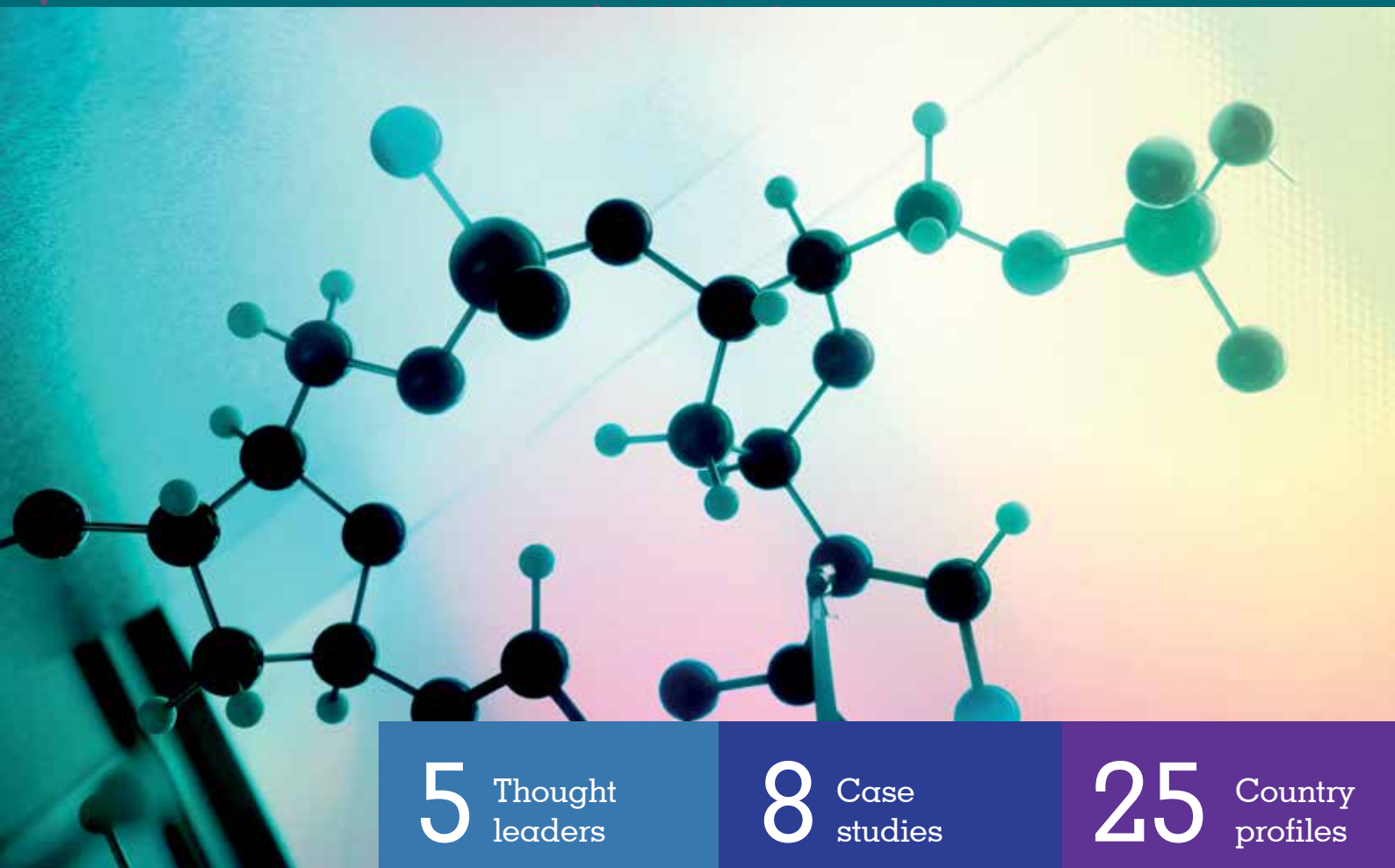


# Connect, compete and change for inclusive growth



5 Thought  
leaders

8 Case  
studies

25 Country  
profiles



International  
Trade  
Centre

TRADE IMPACT FOR GOOD

© International Trade Centre 2015

The International Trade Centre (ITC) is the joint agency of the World Trade Organization and the United Nations.

**Street address:** ITC  
54-56, rue de Montbrillant  
1202 Geneva, Switzerland

**Postal address:** ITC  
Palais des Nations  
1211 Geneva 10, Switzerland

**Telephone:** +41-22 730 0111

**Fax:** +41-22 733 4439

**E-mail:** [itcreg@intracen.org](mailto:itcreg@intracen.org)

**Internet:** <http://www.intracen.org>

The background is a complex abstract composition. The top half features a blue-to-purple gradient with a grid of circles and a large, dark blue, stylized arrow pointing upwards and to the right. The bottom half features a green-to-yellow gradient with a grid of circles and a large, dark green, stylized arrow pointing upwards and to the right. The text is centered in the purple band.

Connect, compete and  
change for inclusive growth

## ABSTRACT

ID=43161

2015

F-06.08.01

SME

International Trade Centre (ITC)

### **SME Competitiveness Outlook 2015: Connect, Compete and Change for Inclusive Growth**

Geneva: ITC, 2015. XXX, 235 pages.

The first annual flagship report of ITC on the topic of SME internationalization. The report highlights the fundamental role SMEs have in addressing global income inequality and presents a new analytical framework to measure, identify and enhance SME competitiveness. It introduces a working definition of firm competitiveness and introduces the SME Competitiveness Grid as a tool to classify determinants of firm competitiveness according to how they affect competitiveness and according to the layer of the economy at which this determinant intervenes. The report provides 25 country profiles containing SME competitiveness pilot assessments. It informs ITC's work in strengthening SMEs and trade and investment support institutions (TISIs). The case studies illustrate how ITC assistance fits within the wider evidence on SME competitiveness and describe practical steps to strengthen SME competitiveness at the firm level. Includes bibliographical references (p. 217-235).

Descriptors: **SMEs, Competitiveness, Statistics, Economic Indicators, International Value Chains, Case Studies, Country Profiles.**

English, French, Spanish, Arabic (separate editions)

ITC, Palais des Nations, 1211 Geneva 10, Switzerland ([www.intracen.org](http://www.intracen.org))

The designations employed and the presentation of material in this publication do not imply the expression of any opinion whatsoever on the part of the International Trade Centre concerning the legal status of any country, territory, city or area or of its authorities, or concerning the delimitation of its frontiers or boundaries.

Digital image on the cover: © shutterstock

© International Trade Centre 2015

All rights reserved. No part of this publication may be reproduced, stored in a retrieval system or transmitted in any form or by any means, electronic, electrostatic, magnetic tape, mechanical, photocopying or otherwise, without prior permission in writing from the International Trade Centre.

**Doc. P258.E/DMD/OCE/15-X**

**ISBN 978-92-9137-428-1**  
**United Nations Sales Number E.15.III.T.3**

International Trade Centre, Palais des Nations, 1211 Geneva 10, Switzerland  
(<http://www.intracen.org>)



# Contents

---

Acronyms.....	XI
Foreword.....	XII
Executive Summary.....	XIV
Acknowledgements.....	XXX

## PART I. SMEs AND GLOBAL MARKETS: THE MISSING LINK FOR INCLUSIVE GROWTH

CHAPTER 1: Understanding SMEs.....	2
SMEs contribute significantly to employment, GDP and exports .....	2
Many shapes and sizes.....	3
Firm size and the structural make-up of economies.....	4
CHAPTER 2: Why the ‘middle’ matters.....	7
Strong SMEs are exporters.....	7
Medium-sized firms for healthy economies.....	8
It’s hard to grow up.....	9
Tax and access to finance policies penalize medium-sized firms.....	11
CHAPTER 3: SMEs, the missing link for inclusive growth.....	12
SMEs account for nearly 70% of employment.....	13
International SMEs: More employment, earnings, profits.....	13
Gains for women.....	14
Gains for youth.....	19
CHAPTER 4: Being part of international value chains.....	24
Stepping stones to internationalization.....	24
Moving up.....	31
CHAPTER 5: Internationalizing the elegant way.....	34
What makes an SME competitive?.....	34
Leadership and management .....	35
Accessing and interpreting information.....	38
Signalling quality and sustainability with standards.....	40
Financing working capital and investments.....	41
Access to skills for competitive edge .....	43
Access to inputs and customers .....	43
Keys to innovation.....	44
CHAPTER 6: Addressing the challenges of internationalization.....	47
SMEs identify constraints.....	47
Business information: Cheap for multinationals, prohibitively expensive for SMEs?.....	50
Complying with standards and regulations .....	51
Access to affordable credit and financing.....	58
Access to skilled labour.....	69
Logistics, a higher burden for SMEs.....	72

Technology and scope for innovation.....	74
Management skills and entrepreneurial barriers.....	76
CHAPTER 7: Small but numerous: Pooling resources, creating linkages .....	80
TISIs pool information and strengthen the voice of SMEs.....	81
Making the most of clusters.....	87
CHAPTER 8: SMEs and global policy initiatives .....	95
The United Nations Global Goals.....	95
SMEs and the G20/B20 .....	98
WTO Trade Facilitation Agreement .....	100
Different policy forums, coherent approaches.....	101
ENDNOTES.....	104
<b>PART II. SME COMPETITIVENESS: A PILOT ASSESSMENT .....</b>	<b>107</b>
CHAPTER 9: The SME Competitiveness Grid .....	109
A working definition of competitiveness.....	109
The SME Competitiveness Grid: An overview.....	110
Three layers of SME competitiveness.....	111
Three pillars of SME competitiveness.....	112
CHAPTER 10: SME competitiveness: Using the grid.....	113
Using the SME Competitiveness Grid.....	113
Firm level indicators.....	115
Immediate business environment indicators.....	115
National environment indicators.....	117
CHAPTER 11: SME competitiveness trends .....	119
Regional trends.....	119
ENDNOTES.....	128
Summary of findings.....	130
<b>PART III. COUNTRY PROFILES.....</b>	<b>133</b>
How to read country profiles.....	134
INDEX OF COUNTRY PROFILES.....	139
Endnotes.....	193

## Thought leaders



20

**Axel M. Addy:** Why SMEs are the bedrock of the Liberian transformation agenda



26

**Carmen Castillo:** In business, David and Goliath should sometimes work together



36

**Victor K. Fung:** Risk management and readiness to change within international value chains



48

**Anabel Gonzalez:** Learning to grow: Revitalizing the SME Agenda



96


**Rifat Hisarcıklioğlu:** The World SME Forum and the B20 Agenda

## Case studies




16

First-ever woman coffee exporter in Papua New Guinea secures premium price from major international buyer



52

Soft to the touch: Cambodian silk producers find new buyers, increase profits



54

United States safety certificate could quintuple Peru's exports of indigenous food products



60

Halal certification helps Egyptian dairy group quadruple sales to Malaysia, find new markets



84

Gaining market intelligence through ITC tools



88

Benchmarking: Helping TISIs 'AIM' higher



102

Côte d'Ivoire tackles NTMs with trade obstacles alert



122

IT services exports from Bangladesh

<b>ANNEXES</b>	191
ANNEX I: Technical notes	192
SME Competitiveness Grid	192
Complementary firm level data: ITC Business Surveys on NTMs	194
Complementary product ranking: ITC Export Potential Assessments	196
ANNEX II: Sources and definitions	199
Key indicators	199
SME Competitiveness Grid indicators	199
ITC Business Surveys on NTMs	208
ITC Export Potential Assessments	209
ANNEX III: Data availability	210
Composition of regions	210
Data sources: SME Competitiveness Grid	212
Data sources: ITC Export Potential Assessments	215
ENDNOTES	216
<b>REFERENCES</b>	217

## Figures

<b>FIGURE 1</b>	Manufacturing vs services: No. of employees vs turnover	5
<b>FIGURE 2</b>	Firm size by sector in ACP countries	6
<b>FIGURE 3</b>	Densities according to export status: No. of employees vs turnover	7
<b>FIGURE 4</b>	Company size by export status	8
<b>FIGURE 5</b>	Densities of firms by country group: No. of employees vs turnover	9
<b>FIGURE 6</b>	The 'missing middle': Most SMEs are small, if not micro	10
<b>FIGURE 7</b>	Firm size distribution in France	11

预览已结束，完整报告链接和二维码如下：

[https://www.yunbaogao.cn/report/index/report?reportId=5\\_22979](https://www.yunbaogao.cn/report/index/report?reportId=5_22979)

